

FULL LIFE. FULL FORWARD.

FLORENCE

SOUTH CAROLINA



ANNUAL BUDGET

FISCAL YEAR
2021 - 2022

CITY OF FLORENCE, SC
ANNUAL BUDGET
2021 – 2022

CITY OF FLORENCE, SOUTH CAROLINA
PRINCIPAL OFFICIALS
JUNE 30, 2021

GOVERNING BODY

Teresa Myers Ervin, Mayor

George D. Jabaily, Mayor Pro Tempore

Pat Gibson-Hye Moore

Lethonia Barnes

Chaquez T. McCall

Bryan A. Braddock

C. William Schofield

ADMINISTRATION

Randall S. Osterman, City Manager

Scotty B. Davis, Deputy City Manager

James C. Moore, Assistant City Manager

Kevin V. Yokim, Assistant City Manager

Jerry B. Dudley, Planning Director

Allen L. Heidler, Police Chief

Michael D. Hemingway, Utilities Director

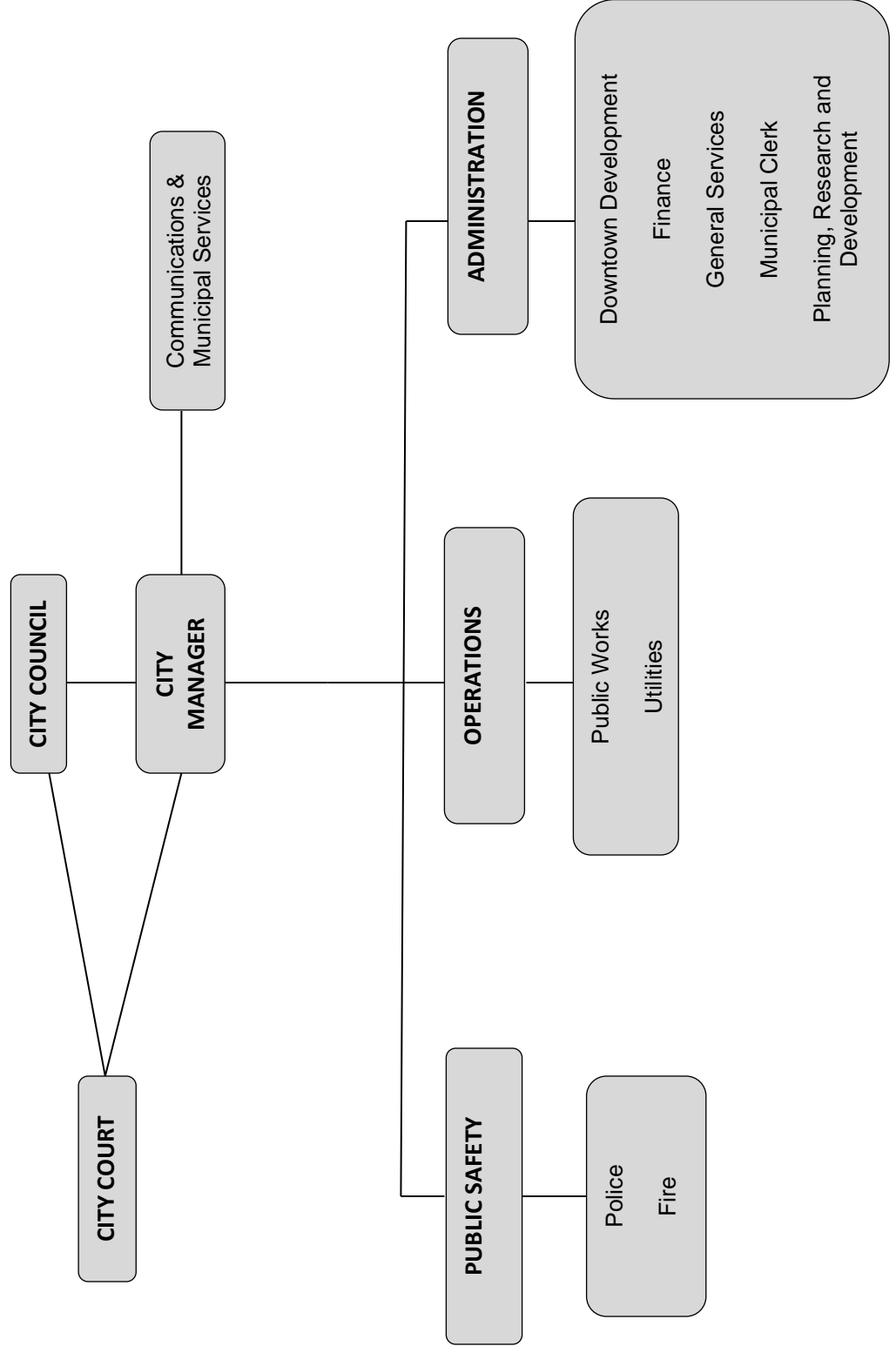
Jennifer L. Krawiec, Human Resources Director

Charles E. Pope, Jr., Public Works Director

K. Amanda Pope, Marketing/Communications
& Municipal Services Director

Shannon Tanner, Fire Chief

**CITY OF FLORENCE
ORGANIZATIONAL CHART
FY 2021-22**



City of Florence, SC Annual Budget FY 2021 – 2022

Table of Contents

Introductory Section	1
City Manager’s Budget Transmittal Letter	2
Budget Ordinance	8
 General Fund	 13
General Fund Revenues	14
Revenue Sources	16
General Fund Expenditures	19
Comparison of Expenditures	21
Appropriations by Activities	23
Departmental Operating Budgets	
City Council	26
Legal Services	27
City Court	28
City Manager	29
Finance and Accounting	30
Human Resources	31
Community Services	32
Police	33
Fire	35
Beautification and Facilities	36
Sanitation	39
Equipment Maintenance	41
Recreation Services and Sports Tourism	42
Athletic Programs	44
Planning, Research and Development	46
Building Inspections & Permits	47
Debt Service	48
Other Employee Benefits	48
General Insurance/Claims	48
Community Programs	48
Non-Departmental	49
Total of Each Activity Account/Operating Expenditure	50
General Fund Debt Service Budget	55
 Water and Sewer Utilities Enterprise Fund	 57
Water and Sewer Utilities Enterprise Fund Revenues	58
Revenue Sources	60
Water and Sewer Utilities Enterprise Fund Expenses	62
Comparison of Expenses	64
Appropriations by Activities	65

Departmental Operating Budgets	
Utility Finance	66
Engineering	68
Waste Water Treatment	70
Surface Water Production	72
Ground Water Production	74
Distribution Operations	75
Collection Operations	77
Debt Service	78
Other Employee Benefits	78
General Insurance/Claims	78
Non-Departmental	78
Total of Each Activity Account/Operating Expense	79
Stormwater Utility Enterprise Fund	81
Stormwater Utility Enterprise Fund Revenues	82
Revenue Sources	84
Stormwater Utility Enterprise Fund Expenses	85
Comparison of Expenses	87
Appropriations by Activities	88
Department Operating Budgets	
Stormwater Operations	89
Debt Service	90
Other Employee Benefits	90
General Insurance/Claims	90
Non-Departmental	90
Total of Each Activity Account/Operating Expense	91
Utility Construction Funds	92
Water and Sewer Utilities Funding Sources and Projects	93
Stormwater Utility Funding Sources and Projects	94
Equipment Replacement Funds	95
Water and Sewer Capital Equipment Replacement Budget	96
Stormwater Capital Equipment Replacement Budget	97
Hospitality Fund	99
Hospitality Fee Funding Sources and Expenditures	99

INTRODUCTORY SECTION
ANNUAL BUDGET
2021 – 2022

**CITY MANAGER'S
BUDGET TRANSMITTAL LETTER**



FULL LIFE. FULL FORWARD.
FLORENCE
SOUTH CAROLINA

FINANCE DEPARTMENT

TEL: (843) 665-3162

FAX: (843) 665-3111

July 1, 2021

Mayor and Members of City Council
City of Florence, South Carolina

I am pleased to present the balanced budget for the fiscal year beginning July 1, 2021 and ending June 30, 2022. This budget, adopted by City Council on June 21, 2021, serves as the policy document that establishes the City's financial direction for the fiscal year. The City's budget is prepared annually in accordance with direction and guidance from City Council and through the efforts of each of the City's department directors and staff.

This budget, both Operating and Capital, makes possible the many services and facilities provided by the City which contribute to and improve upon the quality of life that each resident of the City of Florence enjoys. The City has embraced a **Full Life. Full Forward.** community lifestyle. While encouraging our citizens to live a full life with endless possibilities and enjoying the many art venues, recreation facilities, and varieties of businesses; the City, community leaders, and citizens work together to move Florence forward by fostering entrepreneurship, encouraging a healthy lifestyle, and offering cultural events which showcase local artisans as well as traveling artists and entertainers. This past year, the opportunity for large social gatherings was curtailed due to restrictions in-place as a result of the COVID-19 worldwide pandemic. The citizens of Florence joined with our fellow citizens of South Carolina and the country to limit our exposure and contact with others to slow the spread until a vaccine was developed, approved, and administered. This past year has shown once again the resilience of our community.

As statewide and local restrictions are lessened, the City continues to provide a wide variety of services and programs to its citizens for virtually every age and lifestyle. The City is continuing its mission to improve the quality and standard of living of citizens in areas that have been underserved for many years, through the City's neighborhood redevelopment program and improving facilities and infrastructure in those areas. This budget seeks to continue the essential services that protect and promote residents' quality of life, such as neighborhood policing, maintaining our athletic and recreational facilities, supporting local youth and senior programs, and other services that make our City a great place to live and work.

The City has begun construction of two fire stations. One station is to relocate Station #4 on West Palmetto Street and the other station is the addition of a new station (Station #6). This relocation and new station will improve the Fire Department's response time and help to maintain the City's ISO 1 rating. The new station will also add new fire apparatus to our fleet and twelve (12) new fire fighters to the fire department's roster.

The City has also started constructing the City's Sports Complex located adjacent to the Dr. Eddie Floyd Florence Tennis Center. The sports complex will include as its centerpiece a 1,600-seat baseball stadium to serve as the home to the Florence Red Wolves baseball team. The facility will also have a regulation high school league field and three additional fields for recreation league play which will bring youth baseball together. The complex will also be home to a track and field venue for recreational leagues to practice and compete. Currently the track team is using the facilities at West Florence High School.

BUDGET DEVELOPMENT

The budget development process began with a planning and budgeting work session held with City Council and staff on May 18, 2021. In this meeting, a budget overview and a number of initiatives and related opportunities for and challenges to the City were reviewed and discussed. Updates on a variety of ongoing projects as well as those in the planning phase were also presented at this meeting.

During this work session the staff updated councilmembers on the effects that COVID-19 has had on the fiscal year 2020-21 budget and the effects that reduced revenues will have on the fiscal year 2021-22 budget. Council was also informed that the 2006 Stormwater Revenue Bonds would mature on June 1, 2021 and were asked to consider issuing new revenue bonds for between \$4 million and \$7 million dollars. Previously, the utilities staff had presented council with a list of potential projects totaling approximately \$7 million which could be reduced to \$4 million and prioritized. However, the debt on \$7 million would require a stormwater fee rate increase. The list presented to council was approved and this list of projects will be funded from the issuance of revenue bonds provided the issuance is approved by council. It was decided that council will further discuss the issue during the ordinance's first reading and public hearing that would be held on June 14, 2021. At the first reading it was decided to fund the budget as presented which included funding for a \$4 million revenue bond issue. However, on June 21, 2021 second reading of the City's fiscal year 2021-22 budget was held and after discussion City Council voted to increase the Stormwater Fund budget \$202,500 to fund the debt service for a \$7 million dollar bond.

BUDGET SUMMARY

The fiscal year 2021-22 budget totals \$95,177,000 and is summarized by fund as follows:

General Fund	\$41,091,000
General Fund Debt Service Fund	694,000
W/S Utilities Enterprise Fund	37,561,000
Stormwater Utility Enterprise Fund	1,663,000
W/S Utilities Construction Fund	8,005,000
Stormwater Utility Construction Fund	296,000
W/S Utilities Equipment Replacement Fund	1,084,500
Stormwater Equipment Replacement Fund	135,000
Hospitality Fund	4,647,500

Included in the FY 2022 budget is a cost-of-living adjustment for all employees as well as eligibility of all employees for performance-based merit pay increases. The cost of living and merit pay eligibility will become effective January 1, 2022. Also included in the budget is a projected increase in the City's premiums to cover employees under the State Health Insurance Plan, with no increase for employees. The City's experience rating remained at zero which has helped to keep the increase to a minimum.

In 2017, certain changes to the South Carolina Retirement System were signed into state law to address the state's unfunded pension liability. This law incorporates a change to the City's contribution rates effective July 1, 2018 and will continue to increase 1% annually through July 1,

2022. However, due to the COVID-19 pandemic, the State of South Carolina did not pass a fiscal year 2020-21 budget, instead the legislature passed a continuing resolution to keep the funding level the same as fiscal year 2020. This meant that the 1% increase for the City's retirement contributions that were expected to occur for fiscal year 2021 did not happen. The legislature decided to extend the final increase to July 1, 2023. The City's contribution rate for FY 2021-22 for both the SC Retirement System (SCRS) and the Police Officers Retirement System (PORS) will both increase by 1% to 16.56% and 19.24% respectively. The eventual scheduled employer rate is 18.56% for SCRS and 21.24% for PORS. The employee contribution rate for SCRS is capped at 9%. The employee contribution rate for PORS is capped at 9.75%.

The City's main operating funds are briefly discussed below to highlight certain conditions in this budget and changes from the prior year budget.

General Fund – The City's General Fund is the primary operating fund that provides for essential City services including public safety, public works, recreation, athletics, planning and development, building inspections and permits, and administrative/support services. The approved FY 2021-22 General Fund budget totals \$41,091,000, representing an increase of 1.00% over the prior year original approved budget.

Property tax operating millage remains the same as the prior fiscal year however, the debt service millage is increased by 1.3 mills. The total property tax rate is 63.1 mills, which includes 59.1 operating mills and 4.0 mills for debt service.

The roll cart/equipment replacement fee will remain at \$2.75 per month. This fee is used to provide for the replacement of roll carts and to continue the cycle of residential sanitation truck replacement. The City's costs to provide sanitation services are subsidized by property taxes and business licenses fees. Average privately contracted residential services range from \$20 to \$95 per month for weekly garbage collection. The contracted garbage collection fee does not include additional services such as recycling or yard waste collection, which are also a part of City-provided sanitation services.

To aid in balancing the General Fund budget, the City will continue the mandatory hold requirement for replacement hiring up to 16 weeks. Several additional actions were incorporated to balance the General Fund budget including operational funding request adjustments, capital funding request eliminations, and end-of-current-year capital purchases.

Funding for community programs has decreased in the FY 2021-22 budget by \$38,500 from the prior fiscal year. This change results from a \$24,500 decrease in funding to PDRTA, a decrease of \$7,000 in funding for the Salvation Army, and a decrease of \$7,000 for funding Lighthouse Ministries. PDRTA's request was \$24,500 less than the previous year and both the Salvation Army and Lighthouse Ministries are funded from the CDBG Block Grant.

Water and Sewer Utilities Enterprise Fund – The Water and Sewer Utilities Enterprise Fund budget totals \$37,561,000 for FY 2021-22. This amount represents a 5.69% increase from the prior year original approved budget.

The City's combined water and wastewater system is a highly-regulated enterprise that requires extensive fiscal resources for long-term viability to serve growing demands of the Florence area. The system continues to face increasing operating and capital expenses related to its collection system. In response to these and other challenges, in 2019-2020 the City performed a comprehensive study of the operating, capital, and long-term debt service requirements to determine revenue sufficiency for these needs. The analysis revealed that rates for the combined

water and wastewater system should be revised to meet current and future financial requirements.

Based on the recommendations of a comprehensive ten-year rate study, City Council adopted an ordinance incorporating the recommended rates. This ordinance revised and updated the City's water and sewer rate schedules through fiscal year 2030. Therefore, the Water and Sewer Utilities Enterprise Fund budget for FY 2021-22 includes a rate increase for both water and sewer services that reflects an inflation adjustment.

To realize future cost savings, the City's combined Water and Wastewater System is installing a FlexNet Radio Read System over the next several years. The FlexNet system is an automated metering system that utilizes a radio frequency network to communicate with meters throughout the City of Florence water system for billing and other information reporting. The City is replacing approximately 34,300 meters currently read manually with automatic meter readings. The FlexNet system will significantly reduce costs of collecting consumption billing data. The cost savings over 9 years is projected to be \$11.5 million. Originally, the FlexNet system was installed for customers on the Timmonsville system and has proved reliable and accurate. The City began replacing meters in FY 2019-20 and have completed approximately 37% of the project.

A current challenge that the City's combined water and sewer utility system faces is that the Jefferies Creek Sewer Collection Interceptor is nearing capacity. This interceptor is the principal means of wastewater conveyance to the City's wastewater management facility. Until the City acquired the Timmonsville utility system, the Florence facility was the only wastewater treatment plant available to the City. Utilizing the Timmonsville wastewater facility gives the City a second facility and the ability to reconsider the future of its collection system. Due to the limited capacity of the Timmonsville sewer treatment facility, staff is developing options to relieve demands on the Jefferies Creek Interceptor.

Stormwater Utility Enterprise Fund – The Stormwater Utility Enterprise Fund budget totals \$1,663,000 for FY 2021-22. This amount represents a 16.29% increase over the prior year's original approved budget.

Since the adoption of the Stormwater Utility and the supporting rate structure in 2001, the City has completed numerous projects funded with revenues generated by the Stormwater Enterprise Fund. Of these completed projects, approximately 20 were of a size and scope that necessitated the use of long-term capital financing through a Revenue Bond issued in 2006. The 2006 Revenue bonds matured on June 1, 2021. In a continued effort to improve the stormwater drainage systems throughout the City, a proposed \$7 million, 15-year bond issue has been approved to address projects identified by the Stormwater Utility department that necessitate the use of long-term debt. In addition, the City will begin an estimated 3-year study of the overall stormwater needs of the City as well as a plan to address these needs.

The Stormwater Utility has funded additional stormwater construction projects not financed by a Revenue Bond on a year-to-year basis through annual transfers to the Stormwater Utility Construction Fund. Most of the projects in the Construction Fund have been smaller with a cost of generally no greater than \$100,000 per project. City Council also approved a \$0.50 per ERU increase which is the first rate increase since the schedule was adopted in August 2001.

Hospitality Fund – The FY 2021-22 Hospitality Fund budget totals \$4,647,500. This amount represents a total increase of \$41,500 or a 0.90% increase from the FY 2020-21 original budget of \$4,606,000. Due to the COVID-19 pandemic, Hospitality Fee collections are projected to increase only slightly in fiscal year 2021-22 over the prior year as restaurants slowly begin to increase their

capacity to before pandemic levels.

The Hospitality Fund provides for expenses designed to promote tourism and enhance the tourist experience. Approximately 48% of the Hospitality Fund budget is used to finance capital and debt service costs for tourism-related facilities including the Florence Center, the Sports Complex, the Florence Tennis Center, a Regional Recreation and Gymnasium Facility, and an appropriation for the 2016 Special Obligation Bond for downtown tourism related improvements. Operational funding for the Florence Center, athletic facilities operations, the Florence Museum, Florence Downtown Development Corporation, Historic District street lighting, and restroom facilities rented at the James Allen Plaza represents approximately 51% of the Hospitality Fund budget.

Downtown and other tourism promotions, redevelopment incentives, and contingency funds are also included in the FY 2021-22 Hospitality Fund budget and represent approximately 1% of the total anticipated expenditures in this fund.

CONCLUSION

Through this budget, the Council of the City of Florence strives to improve relationships between itself, city staff, and the community that we serve. We continue to improve our downtown areas and other amenities to raise the quality of life for our citizens and attract new businesses to relocate to the Florence area and provide new employment opportunities.

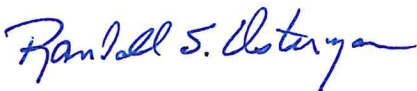
Another key element in promoting a better quality of life is the City's continued commitment to our area neighborhoods, specifically those neighborhoods that have historically been underserved. Neighborhoods are where families reunite, and friends gather to celebrate. To help improve the conditions in these areas of our city, we are continuing to fund neighborhood redevelopment projects. Through these residential development efforts, the City is successfully removing blight, improving living conditions, and stabilizing targeted neighborhoods. The goal is to improve the quality of life for all our citizens.

Our workforce is the face and heart of city government. The hard-working employees of the City serve, protect, support, and interact with the community. This interaction creates and embodies the public's perception of our City. To continue attracting dedicated employees, this budget includes a minimum 1% cost of living adjustment and the opportunity to earn up to an additional 2% merit raise, both of which become effective January 1, 2022. The budget also includes a 1% additional payment by the City into the SC Retirement System to cover employee retirement benefits.

The City strives to develop events for the area that bring people from all cultures, races, and social and economic backgrounds together. Events such as Florence After Five, Oktoberfest, Pecan Festival, Downtown Christmas Magic, Chocolate Crawl, the Downtown Farmer's Market, and other events offer entertainment, culture, and food for all to enjoy.

The FY 2021-22 budget reflects the vision and dedication by both City Council and staff to the community that we will stay the course to maintain and further enhance the vibrancy and livability of our city. City staff stands ready to follow City Council's leadership as we continue the pursuit of an improved quality of life for the citizens of Florence, moving "Full Life. Full Forward."

Respectfully submitted,



Randall S. Osterman
City Manager

BUDGET ORDINANCE
ANNUAL BUDGET
2021 – 2022

ORDINANCE NO. 2021- 14

AN ORDINANCE TO RAISE REVENUE AND ADOPT A BUDGET FOR THE CITY OF FLORENCE, SOUTH CAROLINA, FOR THE FISCAL YEAR BEGINNING JULY 1, 2021, AND ENDING JUNE 30, 2022.

WHEREAS, § 5-7-260 of the South Carolina Code of Laws (as amended) requires that a Municipal Council shall act by ordinance to adopt budgets and levy taxes pursuant to public notice.

NOW, THEREFORE, BE IT ORDAINED by the City Council of the City of Florence in Council duly assembled and by the authority of the same:

Section 1

- (a) There is hereby adopted a General Fund budget for the City of Florence for the fiscal year beginning July 1, 2021, and ending June 30, 2022, as filed in the office of the City Clerk which is hereby incorporated by reference as if set forth fully herein, providing for revenues and appropriations in a total amount of \$41,091,000.
- (b) Further, there is hereby adopted a General Fund Debt Service Fund budget for the City of Florence for fiscal year beginning July 1, 2021, and ending June 30, 2022, as filed in the office of the City Clerk which is hereby incorporated by reference as if set forth fully herein, providing for revenues and appropriations in the total amount of \$694,000.
- (c) Further, there is hereby adopted a Water and Sewer Utilities Enterprise Fund budget for the City of Florence for fiscal year beginning July 1, 2021, and ending June 30, 2022, as filed in the office of the City Clerk which is hereby incorporated by reference as if set forth fully herein, providing for revenues and appropriations in a total amount of \$37,561,000.
- (d) Further, there is hereby adopted a Stormwater Utility Enterprise Fund budget for the City of Florence for the fiscal year beginning July 1, 2021, and ending June 30, 2022, as filed in the office of the City Clerk which is hereby incorporated by reference as if set forth fully herein providing for revenues and appropriations in the total amount of \$1,663,000.
- (e) Further, there is hereby adopted a Water and Sewer Utilities Construction Fund budget for the City of Florence for fiscal year beginning July 1, 2021, and ending June 30, 2022, as filed in the office of the City Clerk which is hereby incorporated by reference as if set forth fully herein, providing for revenues and appropriations in a total amount of \$8,005,000.
- (f) Further, there is hereby adopted a Stormwater Utility Construction budget for the City of Florence for fiscal year beginning July 1, 2021, and ending June 30, 2022, as filed in the office of the City Clerk which is hereby incorporated by reference as if set forth fully herein, providing for revenues and appropriations in a total amount of \$296,000.

- (g) Further, there is hereby adopted a Water and Sewer Utilities Equipment Replacement Fund budget for the City of Florence for the fiscal year beginning July 1, 2021, and ending June 30, 2022, as filed in the office of the City Clerk which is hereby incorporated by reference as if set forth fully herein providing for revenues and appropriations in the total amount of \$1,024,500.
- (h) Further, there is hereby adopted a Stormwater Utility Equipment Replacement Fund budget for the City of Florence for the fiscal year beginning July 1, 2021, and ending June 30, 2022, as filed in the office of the City Clerk which is hereby incorporated by reference as if set forth fully herein providing for revenues and appropriations in the total amount of \$135,000.
- (i) Further, there is hereby adopted a Hospitality Fund budget for the City of Florence for the fiscal year beginning July 1, 2021, and ending June 30, 2022, as filed in the office of the City Clerk which is hereby incorporated by reference as if set forth fully herein providing for revenues and appropriations in the total amount of \$4,647,500. Authorized as part of this ordinance and incorporated into the Hospitality Fund budget is a commitment by the City of Florence to contribute to the operations and maintenance costs of the Florence County Museum for the fiscal year beginning July 1, 2021, and ending June 30, 2022, and for future fiscal years through June 30, 2025 pursuant to the Memorandum of Understanding Between Florence County and the City of Florence dated April 25, 2013.

Section 2

In accordance with § 6-1-320 of the South Carolina Code of Laws (as amended), a tax for general operating purposes for the period from July 1, 2021, and ending June 30, 2022, for the sums and in the amount hereinafter mentioned, is and shall be levied, collected and paid into the treasury of the City of Florence for the operational use and service thereof. A tax of fifty nine and one-tenth (59.1) mills upon each one dollar (\$1.00) in value of real estate and personal property of every description owned and used in the City of Florence, South Carolina, is and shall be levied and paid into the City treasury for the credit to the City of Florence for the corporate purposes, improvements, and for the purpose of paying current operating expenses of said municipality. Such tax, set at the same operating millage rate as the previous fiscal year, is levied on property assessed for taxation for County and State purposes.

Section 3

In accordance with of § 6-1-320 of the South Carolina Code of Laws (as amended), a tax for general obligation bond indebtedness for the period from July 1, 2021, and ending June 30, 2022, for the sums and in the amount hereinafter mentioned, is and shall be levied, collected and paid into the treasury of the City of Florence for the purpose of meeting general obligation bond debt service requirements. A tax of up to, but not exceeding, four (4.0) mills upon each one dollar (\$1.00) in value of real estate and personal property of every description owned and used in the City of Florence, South Carolina, is and shall be levied and paid into the City treasury for the credit to the City of Florence for the purpose of providing and paying for general obligation bond debt of the municipality. Such tax is levied on property that is assessed for taxation for County and State purposes.

Section 4

In accordance with § 23-47-10 through § 23-47-80 of the South Carolina Code of Laws (as amended), and § 14-93 through § 14-98 of the City of Florence, SC Code of ordinances (as amended), funding is and shall be provided to allow for the operation, maintenance, and enhancements of the E-911 system through a monthly charge of seventy-seven cents (\$0.77) upon each local exchange access line in the area served by or which would be served by the E-911 service and/or system of the City. Such charges are specifically enforceable under § 23-47-50 (B) of the SC Code of Laws. E-911 fees collected by the City of Florence shall be used to fund the acquisition of Police and Fire communications equipment in compliance with § 23-47-40 (B) of the South Carolina Code of Laws, as amended. Funding in the total amount of \$560,000 is hereby appropriated and allocated in increments of approximately \$80,000 per year over a seven-year period, from fiscal year beginning July 1, 2015 through fiscal year ending June 30, 2022 as part of a multi-year communications equipment budget provided pursuant to the Florence City Council adoption of Resolution No. 2015-13.

Section 5

The City Manager shall administer the budget and may authorize the transfer of appropriate funds within and between departments as necessary to achieve the goals of the budget. The City Manager is authorized to assign fund balance intended to be used for specific purposes.

Section 6

The City Manager or his designee is authorized to execute all necessary documents relating to the lease-purchase financing of equipment specifically authorized in the budget as presented or amended by City Council for fiscal year beginning July 1, 2021, and ending June 30, 2022. This action further constitutes a resolution of City Council authorizing and approving such equipment for lease-purchase acquisition, and this ordinance shall serve as representation of this resolution.

Section 7

If for any reason, any sentence, clause, or provision of this Ordinance shall be declared invalid, such shall not affect the remaining provisions thereof.

Section 8


That all ordinances or parts of ordinances conflicting with the provisions of this Ordinance are hereby repealed, insofar as the same affect this Ordinance.

Section 9

That this Ordinance shall become effective on July 1, 2021.

ADOPTED THIS 21st DAY OF June, 2021.

Approved as to form:

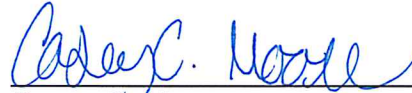


James W. Peterson, Jr.
City Attorney



Teresa Myers Ervin
Mayor

Attest:



Casey C. Moore
Municipal Clerk

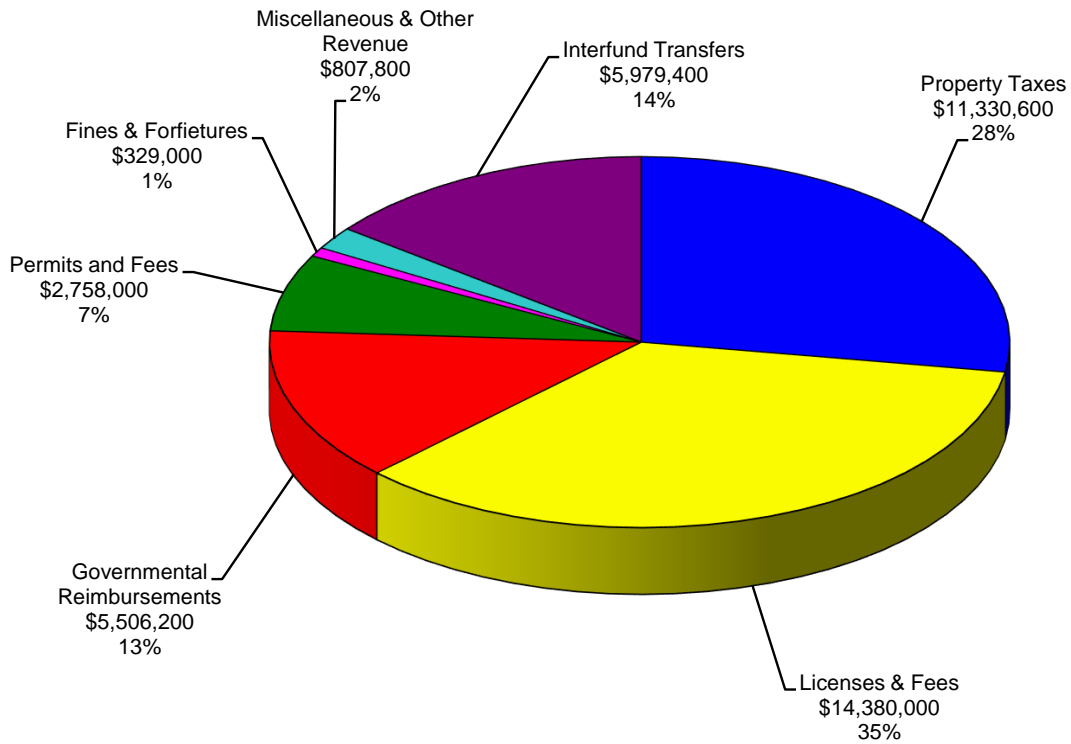
**GENERAL FUND
ANNUAL BUDGET
2021 – 2022**

GENERAL FUND REVENUES

City of Florence, SC

General Fund

\$41,091,000



Revenue Budget
Fiscal Year 2021-2022

**CITY OF FLORENCE, SOUTH CAROLINA
REVENUE SOURCES**

		Last Year Actual	Revised Budget 2020-2021	Estimated Receipts 2020-2021	Recommended Budget 2021-2022	Approved Budget 2021-2022
GENERAL FUND						
PROPERTY TAX						
100100-401000	Property Tax	\$4,547,061	\$4,725,000	\$4,725,000	\$5,592,000	\$5,592,000
100100-401100	Homestead Exemption	\$321,059	\$320,000	\$320,000	\$323,000	\$323,000
100100-401110	Merchants Inventory Tax	\$299,603	\$299,600	\$299,600	\$299,600	\$299,600
100100-401120	Penalties on Current Taxes	\$12,012	\$7,500	\$7,500	\$8,000	\$8,000
100100-401130	Property Tax Credit	\$5,149,902	\$4,510,000	\$4,510,000	\$4,700,000	\$4,700,000
100100-401140	PILOT - Housing Authority	\$150,050	\$149,000	\$149,000	\$151,000	\$151,000
100100-401145	Motor Carrier/FILO	\$97,731	\$100,000	\$100,000	\$100,000	\$100,000
100100-401200	Delinquent Taxes	\$155,565	\$140,300	\$140,300	\$157,000	\$157,000
	TOTAL	\$10,732,982	\$10,251,400	\$10,251,400	\$11,330,600	\$11,330,600
LICENSES						
100110-405010	Current Business License	\$5,230,768	\$5,000,000	\$5,000,000	\$5,515,000	\$5,515,000
100110-405020	Insurance License	\$4,361,603	\$4,000,000	\$4,000,000	\$4,300,000	\$4,300,000
100110-405050	Telecommunications License	\$178,111	\$150,000	\$150,000	\$150,000	\$150,000
100110-405080	Business License Late Fees	\$189,274	\$210,000	\$210,000	\$185,000	\$185,000
100110-405100	Franchise Fees	\$4,156,899	\$4,195,000	\$4,195,000	\$4,230,000	\$4,230,000
	TOTAL	\$14,116,655	\$13,555,000	\$13,555,000	\$14,380,000	\$14,380,000
GOVERNMENTAL REIMBURSEMENTS						
100120-405500	Community Development	\$52,900	\$54,800	\$54,800	\$58,200	\$58,200
100120-410000	Sales Tax Revenue	\$3,377,272	\$3,480,000	\$3,480,000	\$3,619,000	\$3,619,000
100120-410010	State A-Tax - 5% Funds	\$68,062	\$60,000	\$60,000	\$75,000	\$75,000
100120-410015	Equipment Rental Fee	\$292,916	\$245,000	\$245,000	\$295,000	\$295,000
100120-410020	Local Government Fund	\$878,578	\$922,500	\$922,500	\$946,000	\$946,000
100120-411110	SRO Program	\$304,424	\$320,000	\$320,000	\$380,000	\$380,000
100120-411510	FEMA Reimbursement	\$131,726	\$0	\$0	\$0	\$0
100120-415040	Marketing and Promotions	\$116,542	\$117,800	\$117,800	\$117,000	\$117,000
100120-790000	Miscellaneous Grants	\$82,892	\$113,000	\$113,000	\$4,000	\$4,000
100120-795000	Police Grants	\$35,521	\$40,700	\$40,700	\$12,000	\$12,000
	TOTAL	\$5,340,834	\$5,353,800	\$5,353,800	\$5,506,200	\$5,506,200

**CITY OF FLORENCE, SOUTH CAROLINA
REVENUE SOURCES**

		Last Year Actual	Revised Budget 2020-2021	Estimated Receipts 2020-2021	Recommended Budget 2021-2022	Approved Budget 2021-2022
PERMITS AND FEES						
100130-415010	Landfill Fees	\$1,740,347	\$1,800,000	\$1,800,000	\$1,850,000	\$1,850,000
100130-415020	Sanitation Collection Fees	\$335,835	\$340,000	\$340,000	\$345,000	\$345,000
100130-415030	Planning and Zoning Fees	\$25,020	\$27,000	\$27,000	\$30,000	\$30,000
100130-415035	Building Permits	\$452,929	\$315,000	\$315,000	\$450,000	\$450,000
100130-415060	Gymnastics Program Fees	\$51,710	\$7,000	\$7,000	\$39,000	\$39,000
100130-415070	Batting Cage User Fees	\$3,832	\$3,000	\$3,000	\$3,000	\$3,000
100130-415081	Freedom Florence Gate Fees	\$46,688	\$20,000	\$20,000	\$28,000	\$28,000
100130-415140	Rental Registry Fee	\$0	\$0	\$0	\$10,000	\$10,000
100130-415145	Non-Compliance Fee	\$0	\$0	\$0	\$3,000	\$3,000
	TOTAL	\$2,656,360	\$2,512,000	\$2,512,000	\$2,758,000	\$2,758,000
FINES & FORFEITURES						
100140-420010	Criminal Fines	\$28,427	\$40,000	\$40,000	\$50,000	\$50,000
100140-420020	Traffic Fines	\$202,126	\$200,000	\$200,000	\$272,000	\$272,000
100140-420030	Parking Violation Fines	\$2,090	\$4,000	\$4,000	\$4,000	\$4,000
100140-420040	Animal Control Fines	\$2,480	\$2,100	\$2,100	\$3,000	\$3,000
	TOTAL	\$235,122	\$246,100	\$246,100	\$329,000	\$329,000
INVESTMENT EARNINGS						
100300-425010	Interest Revenue	\$195,164	\$40,000	\$40,000	\$100,000	\$100,000
	TOTAL	\$195,164	\$40,000	\$40,000	\$100,000	\$100,000
MISCELLANEOUS						
100325-415100	Concessions Revenue	\$31,751	\$10,000	\$10,000	\$17,000	\$17,000
100325-415110	Pro Shop Revenue	\$24,533	\$16,800	\$16,800	\$16,800	\$16,800
100325-415120	Pet Adoptions	\$30,784	\$34,000	\$34,000	\$34,000	\$34,000
100325-415130	Other Animal Shelter Revenues	\$94,597	\$75,000	\$75,000	\$75,000	\$75,000
100325-430000	Miscellaneous Revenue	\$266,981	\$365,000	\$365,000	\$365,000	\$365,000
100325-430030	Setoff Debt	\$0	\$2,000	\$2,000	\$2,000	\$2,000
100325-430050	Sale of Property Proceeds	\$448,335	\$143,000	\$143,000	\$0	\$0
100325-430100	Rental Revenue	\$32,782	\$30,600	\$30,600	\$32,000	\$32,000
100325-440520	Late Fees	\$0	\$0	\$0	\$1,000	\$1,000
	TOTAL	\$929,762	\$676,400	\$676,400	\$542,800	\$542,800

**CITY OF FLORENCE, SOUTH CAROLINA
REVENUE SOURCES**

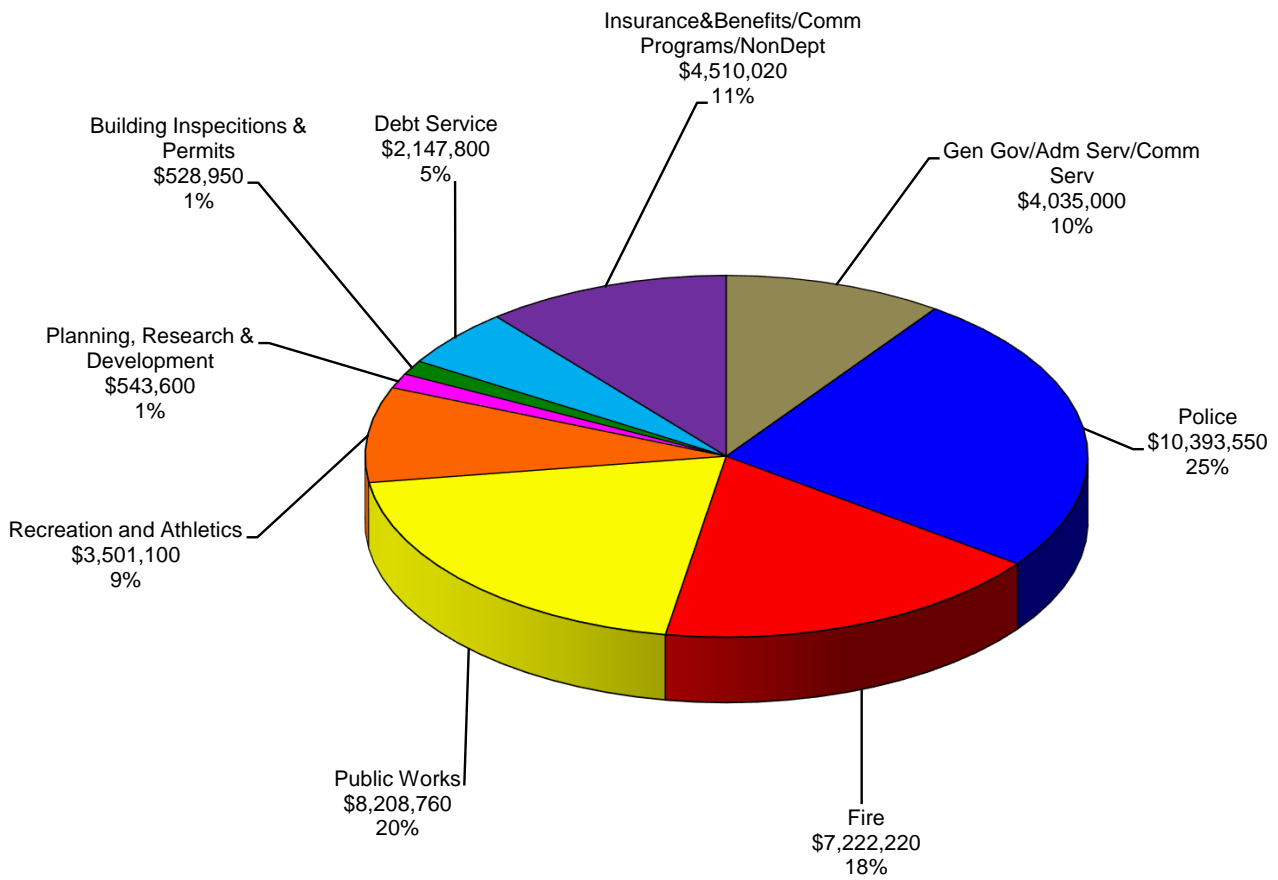
		Last Year Actual	Revised Budget 2020-2021	Estimated Receipts 2020-2021	Recommended Budget 2021-2022	Approved Budget 2021-2022
	OTHER FUNDING SOURCES					
100375-425040	Insurance Reimbursements	\$189,986	\$143,000	\$143,000	\$165,000	\$165,000
100375-435010	From Unappropriated Reserve	\$0	\$8,179,900	\$0	\$0	\$0
	TOTAL	\$189,986	\$8,322,900	\$143,000	\$165,000	\$165,000
	TRANSFERS					
100390-435020	From Water and Sewer Fund	\$3,778,000	\$3,970,000	\$3,970,000	\$4,080,000	\$4,080,000
100390-435030	From Stormwater Fund	\$175,000	\$175,000	\$175,000	\$175,000	\$175,000
100390-435040	From Hospitality Fund	\$1,333,000	\$1,199,250	\$1,199,250	\$1,521,700	\$1,521,700
100390-435050	From Victim Services Fund	\$82,210	\$89,000	\$89,000	\$45,000	\$45,000
100390-435100	From Roll Cart & Equipment Rep	\$119,000	\$201,000	\$201,000	\$157,700	\$157,700
	TOTAL	\$5,487,210	\$5,634,250	\$5,634,250	\$5,979,400	\$5,979,400
	TOTAL GENERAL FUND	\$39,884,076	\$46,591,850	\$38,411,950	\$41,091,000	\$41,091,000

GENERAL FUND
DEPARTMENTAL EXPENDITURES

City of Florence, SC

General Fund

\$41,091,000



Expenditure Budget
Fiscal Year 2021-2022

**CITY OF FLORENCE, SOUTH CAROLINA
COMPARISON OF EXPENDITURES**

	FY19 Actual	Revised Budget 2020-2021	Estimated Expenditures 2020-2021	Recommended Budget 2021-2022
GENERAL FUND				
GENERAL GOVERNMENT				
10041000 City Council	\$290,809	\$285,560	\$285,560	\$322,450
10041100 Legal Services	\$122,392	\$149,150	\$149,150	\$157,030
10041200 City Court	\$532,095	\$564,230	\$565,730	\$608,180
10041300 City Manager	\$478,678	\$832,960	\$828,960	\$815,310
TOTAL	\$1,423,973	\$1,831,900	\$1,829,400	\$1,902,970
FINANCE & ACCOUNTING				
10041501 Finance & Accounting	\$1,054,324	\$1,038,190	\$1,038,190	\$1,080,470
TOTAL	\$1,054,324	\$1,038,190	\$1,038,190	\$1,080,470
HUMAN RESOURCES				
10041600 Human Resources	\$711,131	\$638,250	\$638,250	\$570,150
TOTAL	\$711,131	\$638,250	\$638,250	\$570,150
COMMUNITY SERVICES				
10041900 Community Services	\$388,123	\$445,660	\$445,660	\$481,410
TOTAL	\$388,123	\$445,660	\$445,660	\$481,410
PUBLIC SAFETY				
10042100 Police	\$8,766,656	\$11,904,510	\$11,904,510	\$10,393,550
10042200 Fire	\$6,092,174	\$6,698,890	\$6,698,890	\$7,222,220
TOTAL	\$14,858,829	\$18,603,400	\$18,603,400	\$17,615,770
PUBLIC WORKS				
10043020 Beautification & Facilities	\$3,189,548	\$3,593,870	\$3,591,370	\$3,503,810
10043022 Sanitation	\$3,912,137	\$4,156,600	\$4,072,500	\$4,112,410
10043023 Equipment Maintenance	\$458,208	\$557,720	\$559,620	\$592,540
TOTAL	\$7,559,894	\$8,308,190	\$8,223,490	\$8,208,760
RECREATION & ATHLETICS				
10043024 Recreation Svcs/Sports Tourism	\$1,092,008	\$1,336,980	\$1,337,480	\$1,385,030
10043025 Athletic Programs	\$1,631,757	\$3,196,990	\$3,178,990	\$2,116,070
TOTAL	\$2,723,764	\$4,533,970	\$4,516,470	\$3,501,100
PLANNING RESEARCH & DEV				
10046300 Planning Research & Dev	\$450,057	\$900,290	\$572,290	\$543,600
TOTAL	\$450,057	\$900,290	\$572,290	\$543,600

**CITY OF FLORENCE, SOUTH CAROLINA
COMPARISON OF EXPENDITURES**

	FY19 Actual	Revised Budget 2020-2021	Estimated Expenditures 2020-2021	Recommended Budget 2021-2022
BUILDING INSPECTIONS & PERMITS				
10046400 Building Inspections & Permits	\$475,954	\$427,040	\$427,040	\$528,950
TOTAL	\$475,954	\$427,040	\$427,040	\$528,950
DEBT SERVICE				
10047000 Debt Service	\$1,242,067	\$1,622,000	\$1,622,000	\$2,147,800
TOTAL	\$1,242,067	\$1,622,000	\$1,622,000	\$2,147,800
EMPLOYEE BENEFITS				
10049000 Other Employee Benefits	\$791,484	\$785,280	\$822,400	\$820,400
TOTAL	\$791,484	\$785,280	\$822,400	\$820,400
GENERAL INS/CLAIMS				
10049100 General Insurance/Claims	\$679,907	\$729,000	\$786,074	\$778,000
TOTAL	\$679,907	\$729,000	\$786,074	\$778,000
COMMUNITY PROGRAMS				
10049200 Community Programs	\$447,859	\$431,500	\$395,500	\$371,000
TOTAL	\$447,859	\$431,500	\$395,500	\$371,000
NON DEPARTMENTAL				
10049300 Non Departmental	\$4,092,299	\$6,297,180	\$2,892,780	\$2,540,620
TOTAL	\$4,092,299	\$6,297,180	\$2,892,780	\$2,540,620
TOTAL GENERAL FUND	\$36,899,666	\$46,591,850	\$42,812,944	\$41,091,000

**CITY OF FLORENCE, SOUTH CAROLINA
APPROPRIATIONS BY ACTIVITIES**

		Full-Time Positions	Personal Service	Operating Expense	Capital Outlay	Total
GENERAL FUND						
GENERAL GOVERNMENT						
10041000	City Council	0	\$227,850	\$94,600		\$322,450
10041100	Legal Services	2	\$152,030	\$5,000		\$157,030
10041200	City Court	6	\$574,480	\$33,700		\$608,180
10041300	City Manager	6	\$778,110	\$36,700	\$500	\$815,310
	TOTAL	14	\$1,732,470	\$170,000	\$500	\$1,902,970
FINANCE & ACCOUNTING						
10041501	Finance & Accounting	9	\$953,820	\$126,650		\$1,080,470
	TOTAL	9	\$953,820	\$126,650		\$1,080,470
HR/RISK MANAGEMENT						
10041600	Human Resources	5	\$418,650	\$151,500		\$570,150
	TOTAL	5	\$418,650	\$151,500		\$570,150
COMMUNITY SERVICES						
10041900	Community Services	6	\$436,250	\$45,160		\$481,410
	TOTAL	6	\$436,250	\$45,160		\$481,410
POLICE						
10042100	Police	132	\$9,465,450	\$928,100		\$10,393,550
	TOTAL	132	\$9,465,450	\$928,100		\$10,393,550
FIRE						
10042200	Fire	97	\$6,685,670	\$513,050	\$23,500	\$7,222,220
	TOTAL	97	\$6,685,670	\$513,050	\$23,500	\$7,222,220
PUBLIC WORKS						
10043020	Beautification & Facilities	51	\$2,869,310	\$634,500		\$3,503,810
10043022	Sanitation	32	\$1,665,260	\$2,313,150	\$134,000	\$4,112,410
10043023	Equipment Maintenance	8	\$542,440	\$50,100		\$592,540
	TOTAL	91	\$5,077,010	\$2,997,750	\$134,000	\$8,208,760
RECREATION & ATHLETICS						
10043024	Recreation Svcs/Sports Tourism	18	\$985,130	\$399,900		\$1,385,030
10043025	Athletic Programs	15	\$1,204,870	\$846,200	\$65,000	\$2,116,070
	TOTAL	33	\$2,190,000	\$1,246,100	\$65,000	\$3,501,100
PLANNING RESEARCH & DEV						
10046300	Planning Research & Dev	5	\$504,500	\$39,100		\$543,600
	TOTAL	5	\$504,500	\$39,100		\$543,600

**CITY OF FLORENCE, SOUTH CAROLINA
APPROPRIATIONS BY ACTIVITIES**

		Full-Time Positions	Personal Service	Operating Expense	Capital Outlay	Total
BUILDING INSPECTIONS & PERMITS						
10046400	Building Inspections & Permits	5	\$372,750	\$156,200		\$528,950
	TOTAL	5	\$372,750	\$156,200		\$528,950
10047000 DEBT SERVICE						
590040	Debt Service Admin Charges			\$1,000		\$1,000
590055	IPR Bonds			\$2,146,800		\$2,146,800
	TOTAL			\$2,147,800		\$2,147,800
10049000 EMPLOYEE BENEFITS						
591010	Employee Relations			\$50,000		\$50,000
591020	Unemployment Compensation			\$5,000		\$5,000
591030	OPEB Expense			\$765,400		\$765,400
	TOTAL			\$820,400		\$820,400
10049100 GENERAL INSURANCE/CLAIMS						
592010	Property & Liability Insurance			\$583,000		\$583,000
592020	Small Claims			\$125,000		\$125,000
592030	W/C Small Claims			\$70,000		\$70,000
	TOTAL			\$778,000		\$778,000
10049200 COMMUNITY PROGRAMS						
593010	Boys & Girls Club			\$20,000		\$20,000
593020	Transit System			\$218,000		\$218,000
593040	Pee Dee Chapter Red Cross			\$10,000		\$10,000
593050	Keep Florence Beautiful			\$5,000		\$5,000
593080	NOU Homeless Programs			\$75,000		\$75,000
593083	Florence Family Support Ctr			\$11,000		\$11,000
593120	My Brother's Keeper			\$20,000		\$20,000
593130	Foster Care Clothing Closet			\$7,000		\$7,000
593150	Pee Dee Coalition			\$5,000		\$5,000
	TOTAL			\$371,000		\$371,000
10049300 NON DEPARTMENTAL						
531010	Legal Services			\$65,000		\$65,000
594007	Neighborhood Redevelopment			\$58,220		\$58,220
594015	City Center Expenses			\$350,000		\$350,000
594018	Dargan St. Incubator			\$100,900		\$100,900
594019	Farmers Market Expenses			\$40,000		\$40,000
594020	Contingency Fund			\$100,000		\$100,000
594027	Credit Card Fees			\$48,000		\$48,000
594030	Street Lighting			\$1,006,000		\$1,006,000

**CITY OF FLORENCE, SOUTH CAROLINA
APPROPRIATIONS BY ACTIVITIES**

		Full-Time Positions	Personal Service	Operating Expense	Capital Outlay	Total
594035	Fire District Tax Reimbursemnt			\$500		\$500
594060	IT Support Services			\$311,000		\$311,000
594070	IT Hardware/Software Support			\$208,000		\$208,000
594075	Health Services			\$75,000		\$75,000
594080	Special Projects			\$80,000		\$80,000
598040	Downtown Promotions			\$35,000		\$35,000
598152	BTC Parking Lease			\$63,000		\$63,000
	TOTAL			\$2,540,620		\$2,540,620
TOTAL	GENERAL FUND	397	\$27,836,570	\$13,031,430	\$223,000	\$41,091,000

10041000 City Council

FY 2020-2021

Personal Services

511100	Regular Salaries & Wages	\$113,400	
522100	SCRS Retirement	\$18,740	
523000	Employer Paid Insurance	\$78,390	
524000	Workers' Compensation	\$10,770	
525000	FICA	\$6,550	
			<u>\$227,850</u>

Operating Expenditures

531000	Professional Services	\$32,000	
532010	Telephone & Related Services	\$5,500	
550100	Printing	\$1,000	
550210	Office Supplies	\$1,500	
550299	Other Supplies & Equipment	\$5,500	
550300	Postage	\$100	
561010	Membership & Dues	\$21,000	
561030	Travel & Lodging	\$28,000	
			<u>\$94,600</u>
	Total		<u>\$322,450</u>

Part-Time Personnel

1 Mayor

6 Council Member

7 Total Part-time Employees

10041100 Legal Services

FY 2020-2021

Personal Services

511100	Regular Salaries & Wages	\$103,220	
522100	SCRS Retirement	\$17,100	
523000	Employer Paid Insurance	\$22,800	
524000	Workers' Compensation	\$1,250	
525000	FICA	\$7,660	
		<u> </u>	\$152,030

Operating Expenditures

531000	Professional Services	\$1,000	
532010	Telephone & Related Services	\$800	
532020	Cable & Related Services	\$100	
550100	Printing	\$100	
550210	Office Supplies	\$1,300	
550300	Postage	\$300	
561010	Membership & Dues	\$500	
561020	Conference & Training	\$400	
561030	Travel & Lodging	\$500	
		<u> </u>	\$5,000
	Total		<u> </u> \$157,030

Personnel

- 1 Prosecuting Attorney
- 1 Office Assistant III
- 2 Total Full-time Employees

10041200 City Court

FY 2020-2021

Personal Services

511100	Regular Salaries & Wages	\$293,620	
511200	Part-Time Salaries & Wages	\$78,070	
511300	Overtime Salaries & Wages	\$3,800	
522100	SCRS Retirement	\$62,770	
523000	Employer Paid Insurance	\$92,000	
524000	Workers' Compensation	\$15,420	
525000	FICA	\$28,800	
			\$574,480

Operating Expenditures

531000	Professional Services	\$4,000	
532010	Telephone & Related Services	\$8,000	
533900	Other Maint/Service Contracts	\$6,000	
537000	Vehicle Repair & Maintenance	\$500	
538900	Other Maintenance & Repairs	\$500	
550100	Printing	\$500	
550210	Office Supplies	\$3,500	
550299	Other Supplies & Equipment	\$2,500	
550300	Postage	\$2,000	
550400	Vehicle Fuel & Oil	\$1,000	
561010	Membership & Dues	\$700	
561020	Conference & Training	\$1,000	
561030	Travel & Lodging	\$1,500	
571010	Jury Vouchers	\$2,000	
			\$33,700
	Total		\$608,180

Personnel

- 1 Chief Judge
- 1 Clerk Of Court
- 4 Office Assistant III

- 6 Total Full-time Employees

Part-Time Personnel

- 2 PT Associate Judge
- 3 PT Municipal Judge
- 2 PT Office Assistant II

- 7 Total Part-time Employees

10041300 City Manager

FY 2020-2021

Personal Services

511100	Regular Salaries & Wages	\$566,390	
511300	Overtime Salaries & Wages	\$1,000	
522100	SCRS Retirement	\$66,720	
522200	PORS Retirement	\$33,270	
523000	Employer Paid Insurance	\$60,790	
524000	Workers' Compensation	\$9,660	
525000	FICA	\$40,280	
			\$778,110

Operating Expenditures

531000	Professional Services	\$1,000	
532010	Telephone & Related Services	\$7,000	
533900	Other Maint/Service Contracts	\$3,000	
537000	Vehicle Repair & Maintenance	\$1,000	
550100	Printing	\$1,000	
550210	Office Supplies	\$3,000	
550299	Other Supplies & Equipment	\$4,000	
550300	Postage	\$1,000	
550400	Vehicle Fuel & Oil	\$1,000	
560060	Lease Payments	\$4,200	
561010	Membership & Dues	\$1,500	
561020	Conference & Training	\$5,000	
561030	Travel & Lodging	\$4,000	
			\$36,700

Capital Outlay

580020	Office Furniture	\$500	
			\$500

Total \$815,310

Personnel

Capital

1 City Manager	Shelves for the CMO's storage area	\$500
1 Deputy City Manager		\$500
1 Marketing/Comm & Mun Ser Director		
1 Municipal Clerk		
1 Administrative Coordinator		
1 Marketing/Communications Spec		
6 Total Full-time Employees		

10041501 Finance & Accounting

FY 2020-2021

Personal Services

511100	Regular Salaries & Wages	\$685,800	
522100	SCRS Retirement	\$113,580	
523000	Employer Paid Insurance	\$88,740	
524000	Workers' Compensation	\$15,420	
525000	FICA	\$50,280	
		<u> </u>	\$953,820

Operating Expenditures

531000	Professional Services	\$1,000	
531030	Tax Billing & Collections	\$59,100	
532010	Telephone & Related Services	\$10,000	
532020	Cable & Related Services	\$3,000	
532030	Public Notices	\$1,000	
533900	Other Maint/Service Contracts	\$9,500	
537000	Vehicle Repair & Maintenance	\$300	
538900	Other Maintenance & Repairs	\$500	
550100	Printing	\$6,000	
550210	Office Supplies	\$12,000	
550299	Other Supplies & Equipment	\$1,250	
550300	Postage	\$10,000	
550400	Vehicle Fuel & Oil	\$500	
561010	Membership & Dues	\$4,000	
561020	Conference & Training	\$5,000	
561030	Travel & Lodging	\$3,500	
		<u> </u>	\$126,650
	Total		\$1,080,470

Personnel

- 1 Assistant City Manager
 - 1 Finance Dept Mgr/Controller
 - 1 Licensing, Permitting, & Court Manager
 - 1 IT Systems Specialist
 - 1 Accountant
 - 1 Purchasing Agent
 - 1 Accounts Payable Specialist II
 - 1 Accounts Payable Specialist I
 - 1 Payroll Specialist
-
- 9 Total Full-time Employees

10041600 Human Resources

FY 2020-2021

Personal Services

511100	Regular Salaries & Wages	\$291,580	
522100	SCRS Retirement	\$48,290	
523000	Employer Paid Insurance	\$48,600	
524000	Workers' Compensation	\$8,690	
525000	FICA	\$21,490	
		<u>\$418,650</u>	\$418,650

Operating Expenditures

531000	Professional Services	\$33,000	
531100	Psychological Evaluations	\$4,000	
531120	Insurance Administrative Fee	\$26,000	
532010	Telephone & Related Services	\$5,000	
532030	Public Notices	\$19,000	
533900	Other Maint/Service Contracts	\$8,000	
537000	Vehicle Repair & Maintenance	\$1,000	
550100	Printing	\$5,000	
550210	Office Supplies	\$5,000	
550300	Postage	\$2,500	
550400	Vehicle Fuel & Oil	\$1,000	
560010	Medical Expenses	\$35,000	
561010	Membership & Dues	\$1,500	
561020	Conference & Training	\$3,000	
561030	Travel & Lodging	\$2,500	
		<u>\$151,500</u>	\$151,500
	Total		\$570,150

Personnel

- 1 Human Resources Director
- 1 HR Administrator
- 1 Employee Relations Coord
- 1 Records Specialist
- 1 Office Assistant I
- 5 Total Full-time Employees

10041900 Community Services

FY 2020-2021

Personal Services

511100	Regular Salaries & Wages	\$275,180	
511200	Part-Time Salaries & Wages	\$26,800	
522100	SCRS Retirement	\$50,030	
523000	Employer Paid Insurance	\$49,970	
524000	Workers' Compensation	\$11,580	
525000	FICA	\$22,690	
			<u>\$436,250</u>

Operating Expenditures

531000	Professional Services	\$2,500	
532010	Telephone & Related Services	\$7,000	
532030	Public Notices	\$700	
533900	Other Maint/Service Contracts	\$200	
534075	Property Management Expenses	\$12,000	
535030	Fuel Oil	\$1,400	
537000	Vehicle Repair & Maintenance	\$4,500	
538020	Radio Maintenance & Repairs	\$10	
550100	Printing	\$500	
550210	Office Supplies	\$300	
550299	Other Supplies & Equipment	\$2,000	
550300	Postage	\$250	
550400	Vehicle Fuel & Oil	\$5,000	
560020	Uniforms & Clothing	\$3,800	
561010	Membership & Dues	\$2,000	
561020	Conference & Training	\$1,500	
561030	Travel & Lodging	\$1,500	
			<u>\$45,160</u>

Total

\$481,410

Personnel

- 1 Community Services Manager
- 1 Community Relations Manager
- 1 CD Specialist
- 1 Construction Inspector
- 2 Housekeeping Custodian
- 6 Total Full-time Employees

Part-Time Personnel

- 2 PT Maintenance Worker
- 2 Total Part-time Employees

10042100 Police**FY 2020-2021****Personal Services**

511100	Regular Salaries & Wages	\$6,156,760	
511200	Part-Time Salaries & Wages	\$145,000	
511300	Overtime Salaries & Wages	\$180,000	
522100	SCRS Retirement	\$123,060	
522200	PORS Retirement	\$1,103,480	
523000	Employer Paid Insurance	\$1,037,600	
524000	Workers' Compensation	\$241,680	
525000	FICA	\$477,870	
			<u>\$9,465,450</u>

Operating Expenditures

531000	Professional Services	\$20,000	
532010	Telephone & Related Services	\$115,000	
532020	Cable & Related Services	\$5,500	
533040	Palmer Inmate Services	\$1,000	
533900	Other Maint/Service Contracts	\$45,500	
534070	Building Maintenance	\$2,000	
535010	City Services	\$4,500	
535020	Electricity	\$20,000	
537000	Vehicle Repair & Maintenance	\$90,000	
538020	Radio Maintenance & Repairs	\$5,000	
538900	Other Maintenance & Repairs	\$5,000	
550100	Printing	\$5,000	
550299	Other Supplies & Equipment	\$65,000	
550300	Postage	\$3,500	
550400	Vehicle Fuel & Oil	\$200,000	
560010	Medical Expenses	\$500	
560020	Uniforms & Clothing	\$75,000	
560060	Lease Payments	\$29,100	
561010	Membership & Dues	\$2,500	
561020	Conference & Training	\$15,000	
561030	Travel & Lodging	\$4,000	
572011	Adult Housing	\$160,000	
572013	Juvenile Housing	\$40,000	
572020	PAL Expenses	\$2,500	
572030	Rewards	\$500	
895000	Police Grant Expenditures	\$12,000	
			<u>\$928,100</u>
	Total		\$10,393,550

Police

Personnel

1 Police Chief
3 Police Captain
10 Police Lieutenant
14 Police Sergeant
17 Police Corporal
15 Lance Corporal
1 Victim Advocate Lance Corp
40 Police Officer
11 Class III Police Officer
1 Community Relations Commander
1 Codes Enf Coord Sergeant
1 Zoning Codes Inspector
2 Codes Enf Officer
1 Evidence Custodian
1 Polygraph Examiner
1 Accreditation Coordinator
1 Telecom/Accts Payable Spec
1 Telecom Data Supv/Analyst
10 Telecom Data Specialist

132 Total Full-time Employees

Part-Time Personnel

1 PT Police Officer
2 PT Office Assistant
1 PT PAL Coordinator

15 School Crossing Guards

19 Total Part-time Employees

10042200 Fire**FY 2020-2021****Personal Services**

511100	Regular Salaries & Wages	\$4,242,070	
511300	Overtime Salaries & Wages	\$268,000	
522100	SCRS Retirement	\$9,050	
522200	PORS Retirement	\$859,270	
523000	Employer Paid Insurance	\$850,080	
524000	Workers' Compensation	\$132,640	
525000	FICA	\$324,560	
			<u>\$6,685,670</u>

Operating Expenditures

531000	Professional Services	\$9,500	
532010	Telephone & Related Services	\$43,000	
533900	Other Maint/Service Contracts	\$25,050	
534070	Building Maintenance	\$22,000	
535010	City Services	\$23,000	
535020	Electricity	\$52,000	
535030	Fuel Oil	\$18,500	
537000	Vehicle Repair & Maintenance	\$62,000	
538020	Radio Maintenance & Repairs	\$6,500	
538900	Other Maintenance & Repairs	\$17,000	
550100	Printing	\$1,000	
550220	Janitorial/Sanitary Supplies	\$14,500	
550280	Personal Protective Equipment	\$48,000	
550299	Other Supplies & Equipment	\$40,000	
550300	Postage	\$150	
550400	Vehicle Fuel & Oil	\$52,500	
560020	Uniforms & Clothing	\$37,000	
560060	Lease Payments	\$7,000	
561010	Membership & Dues	\$1,350	
561020	Conference & Training	\$17,000	
573010	Fire Prevention	\$9,500	
573020	Risk Management	\$6,500	
			<u>\$513,050</u>

Capital Outlay

580010	Building & Fixed Equipment	\$11,000	
580020	Office Furniture	\$5,000	
580060	Other Equipment	\$7,500	
			<u>\$23,500</u>
	Total		<u>\$7,222,220</u>

Fire

Personnel	Capital	
1 Fire Chief	Upgrade Station 1 Lounge Area	\$3,000
1 Deputy Chief	Replacement of HVAC Unit	\$5,000
1 Assistant Chief	Upgrade Stations 2 & 3 Light to LED	\$3,000
3 Battalion Fire Chief	Replace Furniture at Fire Facilities	\$5,000
21 Fire Captain	Cylinders for Training Facility	\$7,500
24 FF/Driver		<hr/>
39 Firefighter		\$23,500
1 Logistics Specialist		
1 Fire Training Coordinator		
1 Training Specialist		
1 Fire Marshal		
2 Fire Inspector		
1 Risk Mgmt Specialist		
<hr/> 97 Total Full-time Employees		

10043020 Beautification & Facilities

FY 2020-2021

Personal Services

511100	Regular Salaries & Wages	\$1,857,210	
511200	Part-Time Salaries & Wages	\$42,000	
511300	Overtime Salaries & Wages	\$45,000	
522100	SCRS Retirement	\$321,680	
523000	Employer Paid Insurance	\$404,500	
524000	Workers' Compensation	\$55,520	
525000	FICA	\$143,400	
			<hr/>
			\$2,869,310

Operating Expenditures

531000	Professional Services	\$50,000	
532010	Telephone & Related Services	\$13,000	
533000	Maintenance/Service Contracts	\$3,000	
533010	Security System Services	\$500	
533030	Pest Extermination/Control	\$1,400	
533040	Palmer Inmate Services	\$33,000	
534000	Facility Maintenance	\$2,000	
534070	Building Maintenance	\$3,000	
534110	Trails Maintenance & Supplies	\$2,000	
534130	Animal Shelter Maintenance	\$10,000	
534140	Gateway/Mini-Park Maintenance	\$3,000	
534150	Lighting Expense & Maintenance	\$5,000	
534180	Community Gardens Maintenance	\$5,000	
534190	Veterans Park Maintenance	\$3,000	
534210	Lawton-Chase House Maint	\$6,000	
535010	City Services	\$22,500	
535020	Electricity	\$40,000	
537000	Vehicle Repair & Maintenance	\$35,000	
538000	Machine & Equip Maint/Repairs	\$65,000	
538020	Radio Maintenance & Repairs	\$5,000	
550100	Printing	\$500	
550210	Office Supplies	\$4,000	
550220	Janitorial/Sanitary Supplies	\$15,000	
550230	Chemicals	\$10,000	
550270	Safety Supplies	\$4,000	
550299	Other Supplies & Equipment	\$50,000	
550300	Postage	\$100	
550400	Vehicle Fuel & Oil	\$75,000	
550530	Paving Materials & Supplies	\$10,000	
550540	Irrigation Parts & Supplies	\$2,000	

Operating Expenditures

550550	Turf & Landscape Supplies	\$23,000	
550560	Sign Shop Supplies	\$7,000	
560010	Medical Expenses	\$30,000	
560020	Uniforms & Clothing	\$35,000	
561010	Membership & Dues	\$500	
561020	Conference & Training	\$1,000	
574010	Tree Beautification	\$5,000	
575010	Cheves/Irby Parking Deck Exp	\$55,000	
			<u>\$634,500</u>
	Total		\$3,503,810

Beautification & Facilities

Personnel

- 1 Public Works Manager
- 1 Arborist/Beaut Supervisor
- 1 Beaut & Fac Coord
- 1 Tree Crew Team Leader
- 2 Heavy Equipment Operator
- 9 Team Leader
- 1 Fac Maint Coord
- 1 Tree Trimmer Aide
- 1 Sign Fabricator II
- 2 Special Construct Equip Oper
- 2 Maintenance Worker
- 1 Sign Fabricator I
- 1 Animal Shelter Supervisor
- 1 Clinical Technician
- 4 Special Equipment Oper
- 2 Animal Control Worker I
- 1 Office Technician
- 1 Parks Supervisor
- 1 Turf/Landscape Supr
- 16 Parks Groundskeeper
- 1 Team Leader/Equip Opr
- 51 Total Full-time Employees

Part-Time Personnel

- 2 PT Maint Worker/Animal Shelter
- 2 Total Part-time Employees

10043022 Sanitation

FY 2020-2021

Personal Services

511100	Regular Salaries & Wages	\$1,090,060	
511300	Overtime Salaries & Wages	\$50,000	
522100	SCRS Retirement	\$189,410	
523000	Employer Paid Insurance	\$209,040	
524000	Workers' Compensation	\$41,670	
525000	FICA	\$85,080	
		<hr/>	\$1,665,260

Operating Expenditures

531000	Professional Services	\$1,000	
532010	Telephone & Related Services	\$6,500	
532030	Public Notices	\$5,000	
533900	Other Maint/Service Contracts	\$3,000	
536000	Landfill Services	\$1,760,000	
537000	Vehicle Repair & Maintenance	\$190,000	
538020	Radio Maintenance & Repairs	\$6,000	
538900	Other Maintenance & Repairs	\$100,000	
550100	Printing	\$800	
550210	Office Supplies	\$1,500	
550240	Composting Supplies	\$500	
550270	Safety Supplies	\$3,500	
550299	Other Supplies & Equipment	\$10,000	
550300	Postage	\$100	
550400	Vehicle Fuel & Oil	\$200,000	
560020	Uniforms & Clothing	\$25,000	
561010	Membership & Dues	\$100	
561020	Conference & Training	\$150	
		<hr/>	\$2,313,150

Capital Outlay

580045	Leased Auto Equipment	\$127,000	
580060	Other Equipment	\$7,000	
		<hr/>	\$134,000

Total \$4,112,410

Sanitation

Personnel	Capital	
1 Sanitation Suptd	Com. Sanitation Truck #405 Payment 4 of 6	\$42,000
1 Sanitation Coordinator	Res. Sanitation Truck #414 Payment 3 of 6	\$40,000
17 Sanit Heavy Equip Opr	Com. Sanitation Truck #403 Payment 2 of 6	\$45,000
2 Recycling Handler	Repair & Replace Recycling Trailers	<u>\$7,000</u>
10 Sanitation Worker		\$134,000
<u>1 Sanit/Recycling Wkr</u>		
32 Total Full-time Employees		

10043023 Equipment Maintenance

FY 2020-2021

Personal Services

511100	Regular Salaries & Wages	\$369,090	
511300	Overtime Salaries & Wages	\$4,000	
522100	SCRS Retirement	\$61,080	
523000	Employer Paid Insurance	\$70,000	
524000	Workers' Compensation	\$10,770	
525000	FICA	\$27,500	
			<u>\$542,440</u>

Operating Expenditures

531110	Other Professional Services	\$2,400	
532010	Telephone & Related Services	\$2,200	
533900	Other Maint/Service Contracts	\$2,800	
535030	Fuel Oil	\$4,200	
537000	Vehicle Repair & Maintenance	\$2,500	
538020	Radio Maintenance & Repairs	\$700	
538900	Other Maintenance & Repairs	\$500	
550210	Office Supplies	\$2,000	
550220	Janitorial/Sanitary Supplies	\$500	
550270	Safety Supplies	\$800	
550299	Other Supplies & Equipment	\$19,000	
550400	Vehicle Fuel & Oil	\$5,500	
560020	Uniforms & Clothing	\$6,500	
561020	Conference & Training	\$500	
			<u>\$50,100</u>
	Total		\$592,540

Personnel

- 1 Equip Maint Suptd
- 1 Diesel Mechanic
- 5 Automotive Mechanic II
- 1 Inventory Control Coord

- 8 Total Full-time Employees

10043024 Recreation Svcs/Sports Tourism**FY 2020-2021****Personal Services**

511100	Regular Salaries & Wages	\$552,990
511200	Part-Time Salaries & Wages	\$100,000
511300	Overtime Salaries & Wages	\$6,000
522100	SCRS Retirement	\$92,490
523000	Employer Paid Insurance	\$128,860
524000	Workers' Compensation	\$56,020
525000	FICA	\$48,770

\$985,130**Operating Expenditures**

531000	Professional Services	\$5,000
531070	Contracted Instructors	\$25,000
532010	Telephone & Related Services	\$15,700
532012	Farmer's Market Telephone	\$2,000
532020	Cable & Related Services	\$6,900
533010	Security System Services	\$5,000
533030	Pest Extermination/Control	\$6,000
533032	Farmer's Market Pest Control	\$900
533040	Palmer Inmate Services	\$500
533050	Farmer's Mrkt Maint. Contracts	\$2,000
533900	Other Maint/Service Contracts	\$5,500
534050	Barnes St Facility Maintenance	\$5,000
534060	Community Center Facility Main	\$2,500
534070	Building Maintenance	\$3,500
534080	Levy Park Senior Center Maint	\$3,000
534090	Maple Park Maintenance	\$2,500
534100	Northwest Park Maintenance	\$2,500
534120	Levy Park Youth Center Maint	\$3,000
534170	Farmer's Market Bldg Maint	\$1,500
534900	Other Facility Maintenance	\$10,000
535010	City Services	\$21,000
535012	Farmer's Market City Services	\$3,500
535020	Electricity	\$81,500
535022	Farmer's Market Electricity	\$5,000
535032	Farmer's Market Fuel Oil	\$2,700
537000	Vehicle Repair & Maintenance	\$11,000
538030	Farmer's Market Equip Maint	\$3,000
538900	Other Maintenance & Repairs	\$2,500
550100	Printing	\$5,000

Operating Expenditures

550210	Office Supplies	\$4,500	
550212	Farmers Market Office Supplies	\$300	
550220	Janitorial/Sanitary Supplies	\$10,000	
550222	Farmers Market Janitor Supply	\$700	
550270	Safety Supplies	\$600	
550299	Other Supplies & Equipment	\$25,000	
550300	Postage	\$500	
550400	Vehicle Fuel & Oil	\$28,500	
550540	Irrigation Parts & Supplies	\$500	
550550	Turf & Landscape Supplies	\$2,000	
560020	Uniforms & Clothing	\$6,000	
561010	Membership & Dues	\$1,200	
561020	Conference & Training	\$3,500	
561030	Travel & Lodging	\$5,400	
574020	Concession Supplies	\$4,000	
574030	Tournament Expenditures	\$2,000	
574050	B & G Club Utilities	\$21,000	
574070	Program Expenses	\$22,000	
890000	Miscellaneous Grants	\$19,000	
			<u>\$399,900</u>
	Total		\$1,385,030

Recreation Svcs/Sports Tourism

Personnel

- 1 Recreation Div Manager
- 1 Program Coordinator
- 1 Marketing/Special Program Coord
- 1 Senior Lead Program Specialist
- 1 Youth Lead Program Specialist
- 2 Program Specialist
- 8 Activity Instructor
- 1 Parks Groundskeeper
- 1 Office Assistant III
- 1 Activity Coordinator
- 18 Total Full-time Employees

Part-Time Personnel

- 19 Temp Seasonal Workers
- 19 Total Part-time Employees

10043025 Athletic Programs

FY 2020-2021

Personal Services

511100	Regular Salaries & Wages	\$624,560	
511200	Part-Time Salaries & Wages	\$190,000	
511300	Overtime Salaries & Wages	\$5,000	
522100	SCRS Retirement	\$107,150	
523000	Employer Paid Insurance	\$124,000	
524000	Workers' Compensation	\$94,580	
525000	FICA	\$59,580	
			<hr/>
			\$1,204,870

Operating Expenditures

531000	Professional Services	\$32,000	
532010	Telephone & Related Services	\$10,500	
532020	Cable & Related Services	\$9,000	
533000	Maintenance/Service Contracts	\$36,600	
533010	Security System Services	\$6,500	
533030	Pest Extermination/Control	\$10,500	
533040	Palmer Inmate Services	\$20,000	
534010	Athletic Facility Maintenance	\$12,000	
534020	Gymnastics Facility Maint	\$4,000	
534030	Tennis Facility Maintenance	\$10,000	
534040	FF Facility Maintenance	\$14,000	
534070	Building Maintenance	\$2,000	
534200	Sports Complex Maintenance	\$5,000	
535010	City Services	\$60,000	
535020	Electricity	\$265,000	
537000	Vehicle Repair & Maintenance	\$6,000	
538020	Radio Maintenance & Repairs	\$1,000	
538900	Other Maintenance & Repairs	\$7,000	
550100	Printing	\$1,500	
550210	Office Supplies	\$2,000	
550220	Janitorial/Sanitary Supplies	\$20,000	
550270	Safety Supplies	\$1,000	
550299	Other Supplies & Equipment	\$5,500	
550300	Postage	\$500	
550400	Vehicle Fuel & Oil	\$11,000	
550540	Irrigation Parts & Supplies	\$5,000	
550550	Turf & Landscape Supplies	\$17,000	
560020	Uniforms & Clothing	\$10,000	
560070	Marketing & Promotions	\$123,000	

Operating Expenditures

561010	Membership & Dues	\$2,500	
561020	Conference & Training	\$3,500	
561030	Travel & Lodging	\$6,500	
574010	Tree Beautification	\$6,000	
574020	Concession Supplies	\$30,000	
574030	Tournament Expenditures	\$5,000	
574040	Pro Shop Supplies	\$14,000	
574060	Stadium Commission	\$8,100	
574080	Athletic Expenses	\$10,000	
574090	Gymnastics Expense	\$4,000	
574100	Tennis Center Expenses	\$15,000	
574140	Freedom Florence Expenses	\$14,000	
574150	Gymnasium Expenses	\$10,000	
574160	Soccer Expenses	\$10,000	
		<u>\$10,000</u>	\$846,200

Capital Outlay

580020	Office Furniture	\$5,000	
580030	Office Equipment	\$10,000	
580050	Facility Improvements	\$50,000	
		<u>\$50,000</u>	\$65,000
	Total		\$2,116,070

Athletic Programs

Personnel	Capital	
1 Public Works Director	Furniture for the Sports Complex	\$5,000
1 Athletic Director	Office Equipment for the Sports Complex	\$10,000
5 Parks Groundskeeper	Pond Spraying	\$10,000
1 Gymnastics Coordinator	FF Office/Concessions Renovation	\$20,000
1 Asst Gymnastics Coord	Turf Program	\$20,000
1 Director of Tennis		<u>\$65,000</u>
1 Athletic Supervisor		
1 Head Tennis Professional		
1 Junior Development Tennis Pro		
2 Athletics Specialist		
<u>15 Total Full-time Employees</u>		
Part-Time Personnel		
102 Temp Seasonal Worker		
<u>102 Total Part-time Employees</u>		

10046300 Planning Research & Dev

FY 2020-2021

Personal Services

511100	Regular Salaries & Wages	\$326,130	
511200	Part-Time Salaries & Wages	\$34,680	
522100	SCRS Retirement	\$59,670	
523000	Employer Paid Insurance	\$50,420	
524000	Workers' Compensation	\$6,400	
525000	FICA	\$27,200	
		<u> </u>	\$504,500

Operating Expenditures

531000	Professional Services	\$2,000	
532010	Telephone & Related Services	\$5,500	
532030	Public Notices	\$5,000	
533900	Other Maint/Service Contracts	\$4,500	
537000	Vehicle Repair & Maintenance	\$1,800	
550100	Printing	\$2,000	
550210	Office Supplies	\$5,000	
550299	Other Supplies & Equipment	\$2,000	
550300	Postage	\$1,500	
550400	Vehicle Fuel & Oil	\$1,000	
560020	Uniforms & Clothing	\$100	
561010	Membership & Dues	\$4,000	
561020	Conference & Training	\$2,700	
561030	Travel & Lodging	\$2,000	
		<u> </u>	\$39,100
	Total		<u>\$543,600</u>

Personnel

- 1 Planning Director
- 1 Senior Planner
- 1 Planner II
- 1 Planner I
- 1 Office Assistant III

- 5 Total Full-time Employees

Part-Time Personnel

- 1 PT Planning Technician

- 1 Total Part-time Employees

10046400 Building Inspections & Permits

FY 2020-2021

Personal Services

511100	Regular Salaries & Wages	\$248,130	
511300	Overtime Salaries & Wages	\$2,500	
522100	SCRS Retirement	\$43,640	
523000	Employer Paid Insurance	\$47,400	
524000	Workers' Compensation	\$12,310	
525000	FICA	\$18,770	
		<u> </u>	\$372,750

Operating Expenditures

531000	Professional Services	\$126,000	
532010	Telephone & Related Services	\$5,000	
533900	Other Maint/Service Contracts	\$3,200	
537000	Vehicle Repair & Maintenance	\$4,500	
550100	Printing	\$2,000	
550299	Other Supplies & Equipment	\$3,500	
550300	Postage	\$1,500	
550400	Vehicle Fuel & Oil	\$4,000	
560020	Uniforms & Clothing	\$1,500	
561010	Membership & Dues	\$1,000	
561020	Conference & Training	\$4,000	
		<u> </u>	\$156,200
	Total		<u>\$528,950</u>

Personnel

- 1 Building Official
- 1 Building Plans Exam
- 3 Building Inspector

- 5 Total Full-time Employees

FY 2021-2022

10047000 Debt Service

590040	Debt Service Admin Charges	\$1,000
590055	IPR Bonds	\$2,146,800
	Total	\$2,147,800

10049000 Other Employee Benefits

591010	Employee Relations	\$50,000
591020	Unemployment Compensation	\$5,000
591030	OPEB Expense	\$765,400
	Total	\$820,400

10049100 General Insurance/Claims

592010	Property & Liability Insurance	\$583,000
592020	Small Claims	\$125,000
592030	W/C Small Claims	\$70,000
	Total	\$778,000

10049200 Community Programs

593010	Boys & Girls Club	\$20,000
593020	Transit System	\$218,000
593040	Pee Dee Chapter Red Cross	\$10,000
593050	Keep Florence Beautiful	\$5,000
593080	NOU Homeless Programs	\$75,000
593083	Florence Family Support Ctr	\$11,000
593120	My Brother's Keeper	\$20,000
593130	Foster Care Clothing Closet	\$7,000
593150	Pee Dee Coalition	\$5,000
	Total	\$371,000

FY 2021-2022

10049300 Non Departmental

531010	Legal Services	\$65,000
594007	Neighborhood Redevelopment	\$58,220
594015	City Center Operations	\$350,000
594018	Dargan St. Incubator	\$100,900
594019	Farmers Market Expenses	\$40,000
594020	Contingency Fund	\$100,000
594027	Credit Card Fees	\$48,000
594030	Street Lighting	\$1,006,000
594035	Fire District Tax Reimbursemnt	\$500
594060	IT Support Services	\$311,000
594070	IT Hardware/Software Support	\$208,000
594075	Health Services	\$75,000
594080	Special Projects	\$80,000
598040	Downtown Promotions	\$35,000
598152	BTC Parking Lease	\$63,000
	Total	\$2,540,620

City of Florence, South Carolina
Total Of Each Activity Account/Operating Expenditure

		Approved Budget FY 2019-20	Approved Budget FY 2020-21	Approved Budget FY 2021-22
GENERAL FUND				
511100	Regular Salaries & Wages	\$15,261,130	\$16,777,050	\$17,796,190
511200	Part-Time Salaries & Wages	\$687,890	\$672,110	\$616,550
511300	Overtime Salaries & Wages	\$516,000	\$528,300	\$565,300
522100	SCRS Retirement	\$1,176,550	\$1,325,430	\$1,384,460
522200	PORS Retirement	\$1,584,710	\$1,851,980	\$1,996,020
523000	Employer Paid Insurance	\$3,683,230	\$3,243,430	\$3,363,190
524000	Workers' Compensation	\$647,320	\$730,310	\$724,380
525000	FICA	\$1,219,060	\$1,298,420	\$1,390,480
531000	Professional Services	\$376,000	\$441,100	\$320,000
531010	Legal Services	\$65,000	\$60,000	\$65,000
531030	Tax Billing & Collections	\$58,000	\$58,500	\$59,100
531070	Contracted Instructors	\$15,000	\$22,000	\$25,000
531100	Psychological Evaluations	\$5,000	\$5,000	\$4,000
531110	Other Professional Services	\$2,000	\$2,000	\$2,400
531120	Insurance Administrative Fee	\$26,500	\$26,500	\$26,000
532010	Telephone & Related Services	\$213,800	\$238,400	\$259,700
532012	Farmer's Market Telephone	\$0	\$2,000	\$2,000
532020	Cable & Related Services	\$19,650	\$21,900	\$24,500
532030	Public Notices	\$27,000	\$26,500	\$30,700
533000	Maintenance/Service Contracts	\$28,500	\$28,000	\$39,600
533010	Security System Service	\$15,500	\$11,500	\$12,000
533030	Pest Extermination/Control	\$15,900	\$15,900	\$17,900
533032	Farmer's Market Pest Control	\$0	\$600	\$900
533040	Palmer Inmate Services	\$62,500	\$59,500	\$54,500
533050	Farmer's Mrkt Maint. Contracts	\$0	\$2,000	\$2,000
533900	Other Maint/Service Contracts	\$109,600	\$101,600	\$116,250
534000	Facility Maintenance	\$2,000	\$2,000	\$2,000
534010	Athletic Facility Maintenance	\$20,000	\$15,000	\$12,000
534020	Gymnastics Facility Maint	\$4,000	\$4,000	\$4,000
534030	Tennis Facility Maintenance	\$11,000	\$10,000	\$10,000
534040	FF Facility Maintenance	\$14,000	\$14,000	\$14,000
534050	Barnes St Facility Maintenance	\$4,000	\$5,000	\$5,000
534060	Community Center Facility Main	\$0	\$2,500	\$2,500
534070	Building Maintenance	\$30,000	\$32,500	\$32,500
534075	Property Management Expenses	\$0	\$3,000	\$12,000

City of Florence, South Carolina
Total Of Each Activity Account/Operating Expenditure

	Approved Budget FY 2019-20	Approved Budget FY 2020-21	Approved Budget FY 2021-22
534080 Levy Park Senior Center Maint	\$3,000	\$3,000	\$3,000
534090 Maple Park Maintenance	\$2,000	\$2,500	\$2,500
534100 Northwest Park Maintenance	\$2,000	\$2,500	\$2,500
534110 Trails Maintenance & Supplies	\$4,000	\$2,000	\$2,000
534120 Levy Park Youth Center Maint	\$3,000	\$3,000	\$3,000
534130 Animal Shelter Maintenance	\$6,000	\$6,000	\$10,000
534140 Gateway/Mini-Park Maintenance	\$3,000	\$3,000	\$3,000
534150 Lighting Expense & Maintenance	\$2,500	\$5,000	\$5,000
534170 Farmer's Market Bldg Maint	\$0	\$1,500	\$1,500
534180 Community Gardens Maintenance	\$0	\$0	\$5,000
534190 Veterans Park Maintenance	\$0	\$0	\$3,000
534200 Sports Complex Maintenance	\$0	\$0	\$5,000
534210 Lawton-Chase House Maint	\$0	\$0	\$6,000
534900 Other Facility Maintenance	\$17,800	\$18,000	\$10,000
535010 City Services	\$123,800	\$124,500	\$131,000
535012 Farmer's Market City Services	\$0	\$3,500	\$3,500
535020 Electricity	\$426,500	\$441,500	\$458,500
535022 Farmer's Market Electricity	\$0	\$5,000	\$5,000
535030 Fuel Oil	\$24,500	\$23,300	\$24,100
535032 Farmer's Market Fuel Oil	\$0	\$2,700	\$2,700
536000 Landfill Services	\$1,475,000	\$1,600,000	\$1,760,000
537000 Vehicle Repair & Maintenance	\$428,300	\$420,600	\$410,100
538000 Machine & Equip Maint/Repairs	\$50,000	\$65,000	\$65,000
538020 Radio Maintenance & Repairs	\$17,810	\$29,310	\$24,210
538030 Farmer's Market Equip Maint	\$0	\$3,000	\$3,000
538900 Other Maintenance & Repairs	\$134,950	\$132,950	\$133,000
550100 Printing	\$39,450	\$32,100	\$31,900
550210 Office Supplies	\$38,850	\$43,600	\$45,600
550212 Farmers Market Office Supplies	\$0	\$300	\$300
550220 Janitorial/Sanitary Supplies	\$55,200	\$55,200	\$60,000
550222 Farmers Market Janitor Supply	\$0	\$700	\$700
550230 Chemicals	\$10,000	\$10,000	\$10,000
550240 Composting Supplies	\$500	\$500	\$500
550270 Safety Supplies	\$9,100	\$9,200	\$9,900
550280 Personal Protective Equipment	\$38,000	\$20,000	\$48,000
550299 Other Supplies & Equipment	\$221,100	\$229,450	\$235,250

City of Florence, South Carolina
Total Of Each Activity Account/Operating Expenditure

		Approved Budget FY 2019-20	Approved Budget FY 2020-21	Approved Budget FY 2021-22
550300	Postage	\$28,200	\$25,000	\$24,000
550400	Vehicle Fuel & Oil	\$597,200	\$602,600	\$586,000
550530	Paving Materials & Supplies	\$10,000	\$10,000	\$10,000
550540	Irrigation Parts & Supplies	\$12,800	\$12,500	\$7,500
550550	Turf & Landscape Supplies	\$39,000	\$42,000	\$42,000
550560	Sign Shop Supplies	\$7,000	\$7,000	\$7,000
560010	Medical Expenses	\$63,500	\$65,500	\$65,500
560020	Uniforms & Clothing	\$197,900	\$199,900	\$199,900
560050	Car Allowance	\$6,000	\$6,000	\$0
560060	Lease Payments	\$48,200	\$48,200	\$40,300
560070	Marketing & Promotions	\$154,500	\$143,000	\$123,000
561010	Membership & Dues	\$42,250	\$42,950	\$44,350
561020	Conference & Training	\$67,250	\$60,050	\$63,250
561030	Travel & Lodging	\$57,900	\$41,500	\$59,400
571010	Jury Vouchers	\$5,000	\$4,000	\$2,000
572011	Adult Housing	\$200,000	\$180,000	\$160,000
572013	Juvenile Housing	\$33,000	\$33,000	\$40,000
572020	PAL Expenses	\$4,500	\$2,500	\$2,500
572030	Rewards	\$500	\$500	\$500
573010	Fire Prevention	\$9,500	\$9,500	\$9,500
573020	Risk Management	\$6,500	\$6,500	\$6,500
574010	Tree Beautification	\$23,000	\$5,000	\$11,000
574020	Concession Supplies	\$24,000	\$24,500	\$34,000
574030	Tournaments	\$9,000	\$10,500	\$7,000
574040	Pro Shop Supplies	\$11,000	\$8,000	\$14,000
574050	B & G Club Utilities	\$21,000	\$21,000	\$21,000
574060	Stadium Commission	\$8,100	\$8,100	\$8,100
574070	Program Expenses	\$25,000	\$25,000	\$22,000
574080	Athletic Expenses	\$15,000	\$10,000	\$10,000
574090	Gymnastics Expense	\$8,000	\$4,000	\$4,000
574100	Tennis Center Expenses	\$15,000	\$15,000	\$15,000
574140	Freedom Florence Expenses	\$14,000	\$14,000	\$14,000
574150	Gymnasium Expenses	\$10,000	\$10,000	\$10,000
574160	Soccer Expenses	\$10,000	\$10,000	\$10,000
575010	Cheves/Irby Parking Deck Exp	\$46,000	\$55,000	\$55,000
580010	Building & Fixed Equipment	\$26,600	\$95,000	\$11,000

City of Florence, South Carolina
Total Of Each Activity Account/Operating Expenditure

	Approved Budget FY 2019-20	Approved Budget FY 2020-21	Approved Budget FY 2021-22
580020 Office Furniture	\$16,000	\$18,000	\$10,500
580030 Office Equipment	\$12,500	\$2,000	\$10,000
580040 Auto Equipment	\$0	\$25,000	\$0
580045 Leased Auto Equipment	\$380,500	\$367,500	\$127,000
580050 Facility Improvements	\$54,100	\$74,000	\$50,000
580060 Other Equipment	\$246,100	\$192,020	\$14,500
580070 Data Processing Equipment	\$12,300	\$25,680	\$0
590040 Debt Service Admin Charges	\$1,000	\$1,000	\$1,000
590055 IPR Bonds	\$2,741,000	\$2,391,000	\$2,146,800
591010 Employee Relations	\$43,000	\$60,000	\$50,000
591020 Unemployment Compensation	\$5,000	\$2,000	\$5,000
591030 OPEB Expense	\$718,000	\$728,280	\$765,400
592010 Property & Liability Insurance	\$470,000	\$510,000	\$583,000
592020 Small Claims	\$130,000	\$125,000	\$125,000
592030 W/C Small Claims	\$79,000	\$79,000	\$70,000
593010 Boys & Girls Club	\$20,000	\$20,000	\$20,000
593020 Transit System	\$218,000	\$242,500	\$218,000
593040 Pee Dee Chapter Red Cross	\$10,000	\$10,000	\$10,000
593050 Keep Florence Beautiful	\$5,000	\$5,000	\$5,000
593080 NOU Homeless Programs	\$75,000	\$75,000	\$75,000
593083 Florence Family Support Ctr	\$21,000	\$11,000	\$11,000
593090 Salvation Army	\$7,000	\$7,000	\$0
593100 Lighthouse Ministries	\$7,000	\$7,000	\$0
593110 The Manna House	\$7,000	\$0	\$0
593120 My Brother's Keeper	\$18,000	\$19,000	\$20,000
593130 Foster Care Clothing Closet	\$0	\$7,000	\$7,000
593150 Pee Dee Coalition	\$0	\$5,000	\$5,000
594007 Neighborhood Redevelopment	\$52,900	\$54,800	\$58,220
594015 City Center Expenses	\$360,000	\$350,000	\$350,000
594018 Dargan St. Incubator	\$100,900	\$100,900	\$100,900
594019 Farmers Market Expenses	\$23,000	\$50,000	\$40,000
594020 Contingency Fund	\$100,000	\$596,480	\$100,000
594027 Credit Card Fees	\$45,000	\$48,000	\$48,000
594030 Street Lighting	\$900,000	\$925,000	\$1,006,000
594035 Fire District Tax Reimbursemnt	\$17,000	\$12,000	\$500
594060 IT Support Services	\$261,600	\$310,600	\$311,000

City of Florence, South Carolina
Total Of Each Activity Account/Operating Expenditure

	Approved Budget FY 2019-20	Approved Budget FY 2020-21	Approved Budget FY 2021-22
594070 IT Hardware/Software Support	\$58,000	\$102,000	\$208,000
594075 Health Services	\$75,000	\$75,000	\$75,000
594080 Special Projects	\$55,000	\$70,000	\$80,000
594103 High Hill Creek Bike/Run Park	\$87,000	\$0	\$0
594130 IT Upgrade	\$40,500	\$83,000	\$0
598040 Downtown Promotions	\$40,000	\$25,000	\$35,000
598152 BTC Parking Lease	\$63,000	\$63,000	\$63,000
890000 Miscellaneous Grant Exp	\$8,000	\$4,000	\$19,000
895000 Police Grant Expenditures	\$12,000	\$12,000	\$12,000
TOTAL GENERAL FUND	\$38,489,000	\$40,685,000	\$41,091,000

**GENERAL FUND
DEBT SERVICE BUDGET
2021 – 2022**

**GENERAL FUND
DEBT SERVICE FUND BUDGET
FISCAL YEAR 2021-2022**

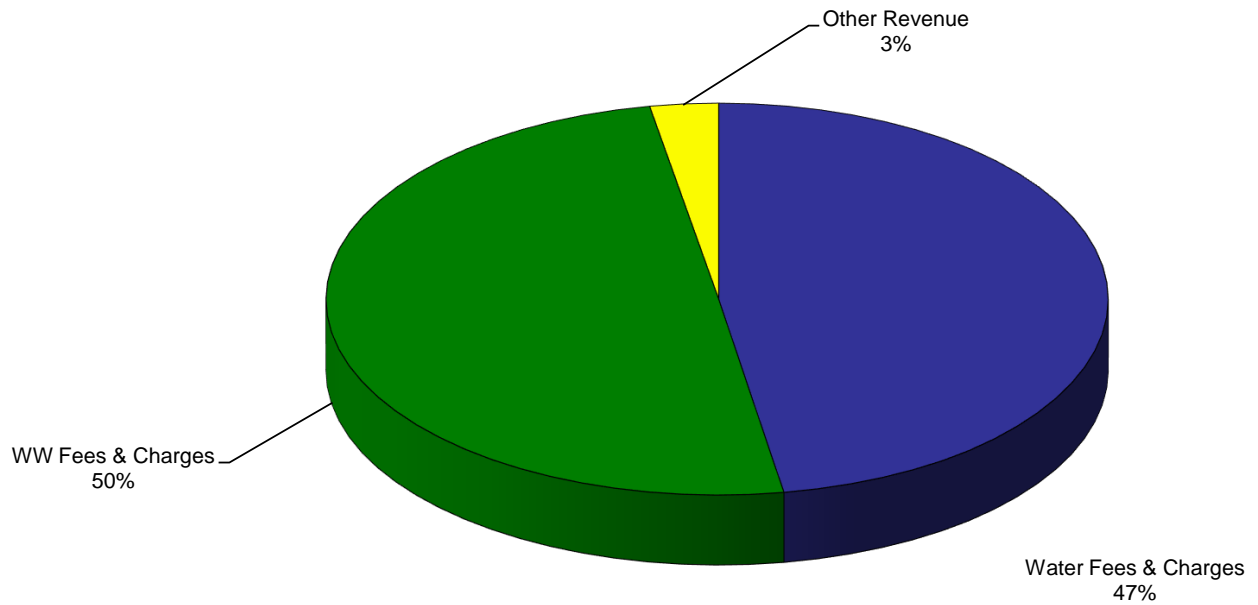
REVENUES		AMOUNT
Property Tax Revenues from Debt Service Millage	130100-401010	<u>\$694,000</u>
TOTAL REVENUES		<u>\$694,000</u>

EXPENDITURES		
General Obligation Bond Payment	13049900-590010	<u>\$694,000</u>
TOTAL EXPENDITURES		<u>\$694,000</u>

**WATER AND SEWER UTILITIES
ENTERPRISE FUND
ANNUAL BUDGET
2021 – 2022**

**WATER AND SEWER UTILITIES
ENTERPRISE FUND
REVENUES**

City of Florence, SC
Water & Sewer Enterprise Fund
\$37,561,000



Revenue Budget
Fiscal Year 2021-2022

**CITY OF FLORENCE, SOUTH CAROLINA
REVENUE SOURCES**

		Last Year Actual	Revised Budget 2020-2021	Estimated Receipts 2020-2021	Recommended Budget 2021-2022	Approved Budget 2021-2022
WATER & SEWER UTILITY FUND						
WATER CHARGES						
200200-440010	Inside Water Charges	\$6,357,829	\$6,700,000	\$6,700,000	\$6,820,000	\$6,820,000
200200-440013	Timmons ville Inside Water	\$280,562	\$375,000	\$375,000	\$380,000	\$380,000
200200-440015	Outside Water Charges	\$10,325,380	\$10,600,000	\$10,600,000	\$11,482,000	\$11,482,000
200200-440018	Timmons ville Outside Water	\$92,428	\$90,000	\$90,000	\$94,000	\$94,000
	TOTAL	\$17,056,199	\$17,765,000	\$17,765,000	\$18,776,000	\$18,776,000
SEWER CHARGES						
200210-440020	Inside Sewer Charges	\$9,905,317	\$10,000,000	\$10,000,000	\$10,600,000	\$10,600,000
200210-440023	Timmons ville Inside Sewer	\$340,427	\$375,000	\$375,000	\$406,000	\$406,000
200210-440025	Outside Sewer Charges	\$8,748,860	\$8,900,000	\$8,900,000	\$9,200,000	\$9,200,000
200210-440028	Timmons ville Outside Sewer	\$228,220	\$260,000	\$260,000	\$260,000	\$260,000
	TOTAL	\$19,222,823	\$19,535,000	\$19,535,000	\$20,466,000	\$20,466,000
SEWER SURCHARGES						
200215-440035	Outside Sewer Surcharges	\$7,782	\$40,000	\$40,000	\$0	\$0
	TOTAL	\$7,782	\$40,000	\$40,000	\$0	\$0
RECONNECTION FEES						
200220-440040	Inside Reconnection Fees	\$61,034	\$90,000	\$90,000	\$100,000	\$100,000
200220-440045	Outside Reconnection Fees	\$85,140	\$110,000	\$110,000	\$120,000	\$120,000
	TOTAL	\$146,174	\$200,000	\$200,000	\$220,000	\$220,000
WATER TAP FEES						
200230-440050	Inside Water Tap Fees	\$242,980	\$182,000	\$182,000	\$225,000	\$225,000
200230-440055	Outside Water Tap Fees	\$532,720	\$560,000	\$560,000	\$550,000	\$550,000
	TOTAL	\$775,700	\$742,000	\$742,000	\$775,000	\$775,000
CUSTOMER SERVICE FEES						
200240-440060	Inside Customer Svc Charges	\$86,061	\$105,000	\$105,000	\$110,000	\$110,000
200240-440065	Outside Customer Svc Charges	\$134,444	\$150,000	\$150,000	\$155,000	\$155,000
	TOTAL	\$220,505	\$255,000	\$255,000	\$265,000	\$265,000
SEWER TAP FEES						
200250-440070	Inside Sewer Tap Fees	\$83,059	\$60,000	\$60,000	\$95,000	\$95,000
200250-440075	Outside Sewer Tap Fees	\$192,907	\$190,000	\$190,000	\$250,000	\$250,000
	TOTAL	\$275,966	\$250,000	\$250,000	\$345,000	\$345,000

**CITY OF FLORENCE, SOUTH CAROLINA
REVENUE SOURCES**

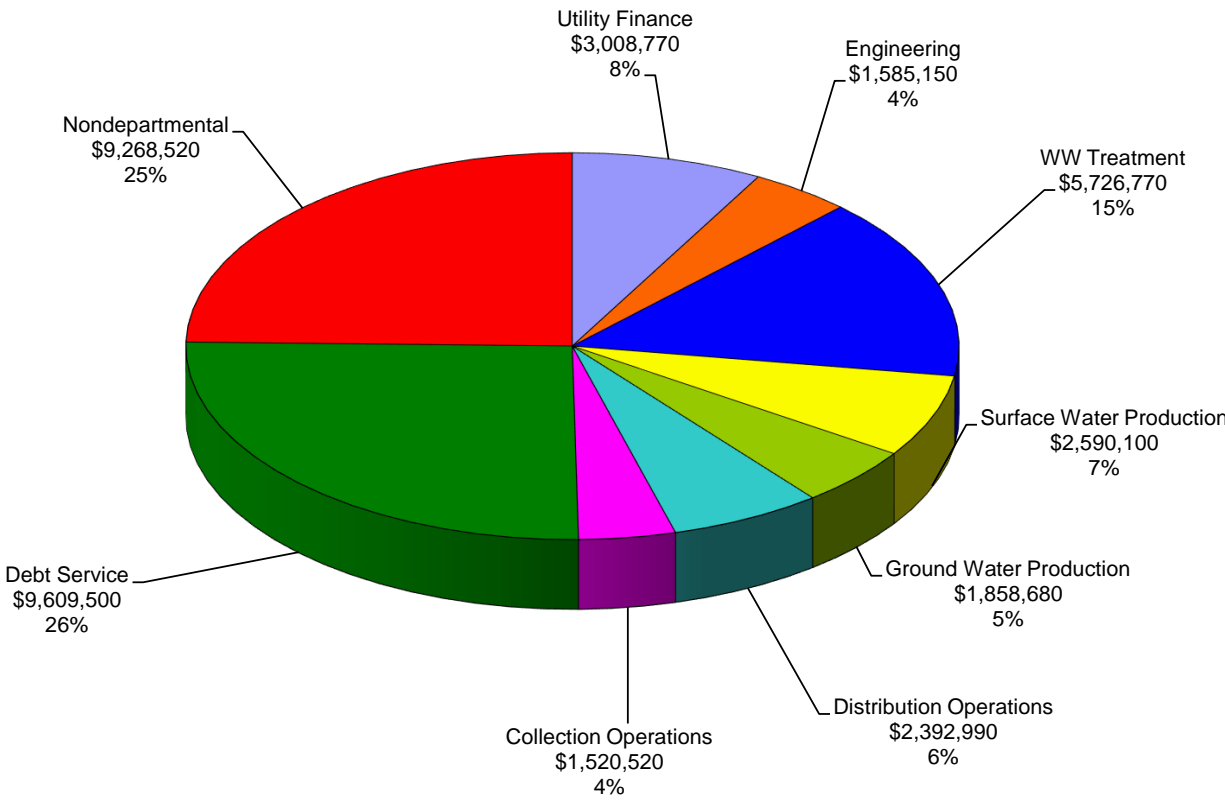
		Last Year Actual	Revised Budget 2020-2021	Estimated Receipts 2020-2021	Recommended Budget 2021-2022	Approved Budget 2021-2022
	INVESTMENT EARNINGS					
200300-425010	Interest Revenue	\$222,385	\$40,000	\$40,000	\$100,000	\$100,000
	TOTAL	\$222,385	\$40,000	\$40,000	\$100,000	\$100,000
	MISCELLANEOUS					
200325-430000	Miscellaneous Revenue	\$232,235	\$260,000	\$260,000	\$250,000	\$250,000
200325-430030	Setoff Debt	\$0	\$1,000	\$1,000	\$4,000	\$4,000
200325-440520	Late Fees	\$306,362	\$420,000	\$420,000	\$440,000	\$440,000
200325-790000	Miscellaneous Grants	\$0	\$0	\$0	\$0	\$0
	TOTAL	\$538,598	\$681,000	\$681,000	\$694,000	\$694,000
	OTHER FUNDING SOURCES					
200375-435010	From Unappropriated Reserve	\$0	\$406,000	\$0	\$0	\$0
	TOTAL	\$0	\$406,000	\$0	\$0	\$0
	INTERDEPARTMENTAL TRANSFER					
200390-435500	Interfund Transfer	(\$3,778,000)	(\$3,970,000)	(\$3,970,000)	(\$4,080,000)	(\$4,080,000)
	TOTAL	(\$3,778,000)	(\$3,970,000)	(\$3,970,000)	(\$4,080,000)	(\$4,080,000)
	TOTAL WATER & SEWER UTILITY FUND	\$34,688,133	\$35,944,000	\$35,538,000	\$37,561,000	\$37,561,000

**WATER AND SEWER UTILITIES
ENTERPRISE FUND
DEPARTMENTAL EXPENSES**

City of Florence, SC

Water & Sewer Enterprise Fund

\$37,561,000



Expense Budget
Fiscal Year 2021-2022

**CITY OF FLORENCE, SOUTH CAROLINA
COMPARISON OF EXPENDITURES**

	FY19 Actual	Revised Budget 2020-2021	Estimated Expenditures 2020-2021	Recommended Budget 2021-2022
WATER & SEWER UTILITY FUND				
WATER & SEWER OPERATIONS				
20041506 Utility Finance	\$2,463,643	\$2,711,260	\$2,709,260	\$3,008,770
20044040 Engineering	\$1,381,260	\$1,248,870	\$1,249,120	\$1,585,150
20044041 Waste Water Treatment	\$5,196,819	\$5,256,380	\$5,463,180	\$5,726,770
20044042 Surface Water Production	\$1,507,970	\$2,193,080	\$2,360,180	\$2,590,100
20044043 Ground Water Production	\$1,900,923	\$1,967,650	\$1,764,150	\$1,858,680
20044044 Distribution Operations	\$2,359,002	\$2,103,090	\$2,057,880	\$2,392,990
20044045 Collection Operations	\$2,313,356	\$1,407,540	\$1,383,940	\$1,520,520
TOTAL	\$17,122,974	\$16,887,870	\$16,987,710	\$18,682,980
DEBT SERVICE				
20047000 Debt Service	\$9,612,196	\$9,288,000	\$9,323,000	\$9,609,500
TOTAL	\$9,612,196	\$9,288,000	\$9,323,000	\$9,609,500
EMPLOYEE BENEFITS				
20049000 Other Employee Benefits	\$315,626	\$314,900	\$314,900	\$344,100
TOTAL	\$315,626	\$314,900	\$314,900	\$344,100
GENERAL INS/CLAIMS				
20049100 General Insurance/Claims	\$443,076	\$467,000	\$509,300	\$575,000
TOTAL	\$443,076	\$467,000	\$509,300	\$575,000
NON DEPARTMENTAL				
20049300 Non Departmental	\$6,410,110	\$8,986,230	\$9,301,500	\$8,349,420
TOTAL	\$6,410,110	\$8,986,230	\$9,301,500	\$8,349,420
TOTAL WATER & SEWER UTILITY FUND	\$33,903,981	\$35,944,000	\$36,436,410	\$37,561,000

**CITY OF FLORENCE, SOUTH CAROLINA
APPROPRIATIONS BY ACTIVITIES**

		Full-Time Positions	Personal Service	Operating Expense	Equipment Replacement	Capital Outlay	Total
WATER & SEWER UTILITY FUND							
WATER & SEWER OPERATIONS							
20041506	Utility Finance	37	\$2,149,590	\$658,980	\$200,200		\$3,008,770
20044040	Engineering	14	\$1,279,250	\$249,000	\$56,900		\$1,585,150
20044041	Waste Water Treatment	32	\$2,290,070	\$2,774,400	\$362,300	\$300,000	\$5,726,770
20044042	Surface Water Production	12	\$803,950	\$1,240,250	\$42,900	\$503,000	\$2,590,100
20044043	Ground Water Production	9	\$575,410	\$1,024,970	\$83,300	\$175,000	\$1,858,680
20044044	Distribution Operations	28	\$1,702,130	\$592,760	\$98,100		\$2,392,990
20044045	Collection Operations	16	\$1,047,370	\$316,450	\$156,700		\$1,520,520
	TOTAL	148	\$9,847,770	\$6,856,810	\$1,000,400	\$978,000	\$18,682,980
20047000 DEBT SERVICE							
590020	W/S Revenue Bonds			\$9,574,500			\$9,574,500
590040	Debt Service Admin Charges			\$35,000			\$35,000
	TOTAL			\$9,609,500			\$9,609,500
20049000 EMPLOYEE BENEFITS							
591010	Employee Relations			\$55,000			\$55,000
591020	Unemployment Compensation			\$2,000			\$2,000
591030	OPEB Expense			\$287,100			\$287,100
	TOTAL			\$344,100			\$344,100
20049100 GENERAL INSURANCE/CLAIMS							
592010	Property & Liability Insurance			\$435,000			\$435,000
592020	Small Claims			\$105,000			\$105,000
592030	W/C Small Claims			\$35,000			\$35,000
	TOTAL			\$575,000			\$575,000
20049300 NON DEPARTMENTAL							
531010	Legal Services			\$65,000			\$65,000
594015	City Center Expenses			\$350,000			\$350,000
594020	Contingency Fund			\$149,920			\$149,920
594025	Bank Charges			\$10,000			\$10,000
594027	Credit Card Fees			\$200,000			\$200,000
594060	IT Support Services			\$311,000			\$311,000
594070	IT Hardware/Software Support			\$198,500			\$198,500
594075	Health Services			\$75,000			\$75,000
594080	Special Projects			\$140,000			\$140,000
594110	Construction Transfer			\$3,000,000			\$3,000,000
594120	Capital Construction Reserve			\$2,100,000			\$2,100,000
594125	Economic Development			\$1,000,000			\$1,000,000
598084	2016 Special Obligation Bond			\$750,000			\$750,000
	TOTAL			\$8,349,420			\$8,349,420
TOTAL	WATER & SEWER UTILITY FUND	148	\$9,847,770	\$25,734,830	\$1,000,400	\$978,000	\$37,561,000

20041506 Utility Finance

FY 2020-2021

Personal Services

511100	Regular Salaries & Wages	\$1,401,610	
511300	Overtime Salaries & Wages	\$65,000	
522100	SCRS Retirement	\$242,910	
523000	Employer Paid Insurance	\$290,600	
524000	Workers' Compensation	\$40,170	
525000	FICA	\$109,300	
		<hr/>	\$2,149,590

Operating Expenditures

531050	Utility Bill Printing/Mailing	\$275,830	
532010	Telephone & Related Services	\$31,000	
533900	Other Maint/Service Contracts	\$74,750	
537000	Vehicle Repair & Maintenance	\$27,000	
538900	Other Maintenance & Repairs	\$3,500	
550100	Printing	\$10,000	
550210	Office Supplies	\$16,000	
550299	Other Supplies & Equipment	\$20,000	
550300	Postage	\$42,500	
550400	Vehicle Fuel & Oil	\$45,000	
550510	Meter Parts & Supplies	\$90,000	
560020	Uniforms & Clothing	\$16,000	
561010	Membership & Dues	\$1,700	
561020	Conference & Training	\$3,200	
561030	Travel & Lodging	\$2,500	
		<hr/>	\$658,980

Capital Outlay

585000	Capital Replacement Transfer	\$200,200	
		<hr/>	\$200,200
	Total		<hr/> \$3,008,770

Utility Finance

Personnel

1	Collections Manager
1	Billing & Customer Serv Supr
1	Accountant
1	IT Systems Analyst
1	Meter Reading Services Mgr
1	Lead Meter Reader
9	Meter Technician
8	Meter Reader
4	Licensing & Permitting Clerk
7	Customer Service Clerk II
3	Customer Service Clerk III
<hr/>	
37	Total Full-time Employees

20044040 Engineering

FY 2020-2021

Personal Services

511100	Regular Salaries & Wages	\$851,900	
511200	Part-Time Salaries & Wages	\$62,800	
511300	Overtime Salaries & Wages	\$3,500	
522100	SCRS Retirement	\$151,960	
523000	Employer Paid Insurance	\$123,810	
524000	Workers' Compensation	\$16,980	
525000	FICA	\$68,300	
		<u> </u>	\$1,279,250

Operating Expenditures

531000	Professional Services	\$105,000	
532010	Telephone & Related Services	\$15,000	
532030	Public Notices	\$200	
533900	Other Maint/Service Contracts	\$50,000	
534070	Building Maintenance	\$5,000	
535020	Electricity	\$30,000	
537000	Vehicle Repair & Maintenance	\$4,500	
538020	Radio Maintenance & Repairs	\$500	
550100	Printing	\$5,000	
550299	Other Supplies & Equipment	\$8,000	
550300	Postage	\$300	
550400	Vehicle Fuel & Oil	\$13,500	
560020	Uniforms & Clothing	\$2,000	
561010	Membership & Dues	\$1,500	
561020	Conference & Training	\$7,000	
561030	Travel & Lodging	\$1,500	
		<u> </u>	\$249,000

Capital Outlay

585000	Capital Replacement Transfer	\$56,900	
		<u> </u>	\$56,900
	Total		<u>\$1,585,150</u>

Personnel

- 1 Assistant City Manager
- 1 City Engineer
- 1 Suptd of Eng/GIS
- 1 Development Coordinator
- 1 Project Superintendent
- 1 GIS Technician
- 1 GIS Administrator
- 1 Administrative Coordinator
- 3 Engineering Technician
- 1 Plans Rev/Utilities Spec
- 1 Switchboard Opr/Recp
- 1 Development Manager

- 14 Total Full-time Employees

Part-Time Personnel

- 1 PT Farmer's Market Attendant
- 2 PT Project Coordinator

- 3 Total Part-time Employees

20044041 Waste Water Treatment**FY 2020-2021****Personal Services**

511100	Regular Salaries & Wages	\$1,561,180	
511300	Overtime Salaries & Wages	\$20,000	
522100	SCRS Retirement	\$261,950	
523000	Employer Paid Insurance	\$286,840	
524000	Workers' Compensation	\$44,130	
525000	FICA	\$115,970	
			<u>\$2,290,070</u>

Operating Expenditures

531000	Professional Services	\$65,000	
532010	Telephone & Related Services	\$14,000	
533900	Other Maint/Service Contracts	\$60,000	
534070	Building Maintenance	\$5,000	
535010	City Services	\$14,000	
535020	Electricity	\$1,375,300	
535030	Fuel Oil	\$15,000	
536000	Landfill Services	\$360,000	
537000	Vehicle Repair & Maintenance	\$10,000	
538020	Radio Maintenance & Repairs	\$500	
538900	Other Maintenance & Repairs	\$450,000	
550100	Printing	\$2,000	
550230	Chemicals	\$215,000	
550250	Lab Supplies	\$34,000	
550299	Other Supplies & Equipment	\$70,000	
550300	Postage	\$1,600	
550400	Vehicle Fuel & Oil	\$38,000	
560020	Uniforms & Clothing	\$18,000	
561010	Membership & Dues	\$12,000	
561020	Conference & Training	\$15,000	
			<u>\$2,774,400</u>

Capital Outlay

580050	Facility Improvements	\$300,000	
585000	Capital Replacement Transfer	\$362,300	
			<u>\$662,300</u>
	Total		<u>\$5,726,770</u>

Waste Water Treatment

Personnel	Capital	
1 Utility Director	Upgrade Sewage Lift Station	\$300,000
1 Utility Manager		<u>\$300,000</u>
1 Wastewater Manager		
1 WW Plant Suptd		
1 Maintenance Suptd		
2 WW Plant Opr II (A)		
1 Compliance Suptd		
1 Electrician III		
4 WW Plant Opr II (B)		
3 WW Plant Opr I (D/C)		
4 Utility Maintenance Tech		
1 CMOM Compliance Inspector		
1 Electrician II		
1 Lab Operator		
1 Special Construction Equip Opr		
1 Compliance Inspector		
1 Ut Reg Ofc Asst III		
1 Debris Handler		
1 Compliance Engineering Tech		
4 Operator Apprentice		
<u>32</u> Total Full-time Employees		

20044042 Surface Water Production

FY 2020-2021

Personal Services

511100	Regular Salaries & Wages	\$517,190	
511300	Overtime Salaries & Wages	\$37,500	
522100	SCRS Retirement	\$91,880	
523000	Employer Paid Insurance	\$102,440	
524000	Workers' Compensation	\$13,880	
525000	FICA	\$41,060	
		<hr/>	\$803,950

Operating Expenditures

531000	Professional Services	\$25,000	
532010	Telephone & Related Services	\$10,000	
533900	Other Maint/Service Contracts	\$10,000	
534070	Building Maintenance	\$30,000	
535010	City Services	\$1,800	
535020	Electricity	\$556,000	
535030	Fuel Oil	\$20,000	
537000	Vehicle Repair & Maintenance	\$2,000	
538020	Radio Maintenance & Repairs	\$500	
538900	Other Maintenance & Repairs	\$142,260	
550100	Printing	\$800	
550230	Chemicals	\$362,000	
550250	Lab Supplies	\$50,000	
550299	Other Supplies & Equipment	\$15,000	
550300	Postage	\$140	
550400	Vehicle Fuel & Oil	\$4,000	
560020	Uniforms & Clothing	\$7,000	
561010	Membership & Dues	\$750	
561020	Conference & Training	\$3,000	
		<hr/>	\$1,240,250

Capital Outlay

580050	Facility Improvements	\$503,000	
585000	Capital Replacement Transfer	\$42,900	
		<hr/>	\$545,900
	Total		<hr/> \$2,590,100

Surface Water Production

Personnel	Capital	
1 Surf Wtr Pl Chief Opr/Suptd	Raw Water Pump Maintenance	\$150,000
1 Surf Wtr Plant Lab Operator	Lagoon Dredging	\$170,000
2 Surf Wtr Plant Opr A	Condition Assessment	<u>\$183,000</u>
3 Surf Wtr Plant Opr B		\$503,000
3 Surf Water Plant Opr I D		
1 Utility Technician		
1 Operator Apprentice		
<u>12 Total Full-time Employees</u>		

20044043 Ground Water Production

FY 2020-2021

Personal Services

511100	Regular Salaries & Wages	\$390,080	
511300	Overtime Salaries & Wages	\$5,000	
522100	SCRS Retirement	\$65,430	
523000	Employer Paid Insurance	\$73,880	
524000	Workers' Compensation	\$11,700	
525000	FICA	\$29,320	
			\$575,410

Operating Expenditures

531000	Professional Services	\$75,000	
532010	Telephone & Related Services	\$40,000	
534070	Building Maintenance	\$3,000	
535010	City Services	\$8,500	
535020	Electricity	\$570,500	
535030	Fuel Oil	\$200	
537000	Vehicle Repair & Maintenance	\$5,000	
538020	Radio Maintenance & Repairs	\$400	
538040	Well Maintenance & Repairs	\$121,600	
538900	Other Maintenance & Repairs	\$80,000	
550230	Chemicals	\$75,000	
550250	Lab Supplies	\$14,500	
550299	Other Supplies & Equipment	\$5,500	
550300	Postage	\$170	
550400	Vehicle Fuel & Oil	\$17,000	
560020	Uniforms & Clothing	\$5,000	
561010	Membership & Dues	\$600	
561020	Conference & Training	\$3,000	
			\$1,024,970

Capital Outlay

580050	Facility Improvements	\$175,000	
585000	Capital Replacement Transfer	\$83,300	
			\$258,300

Total \$1,858,680

Personnel

- 1 Water Manager
- 1 Lead Groundwater Operator
- 1 Water Plant Opr II (A)
- 6 Water Plant Opr I (D/C)
- 9 Total Full-time Employees

Capital

- Filter Repl & Maint at GE Plant/SCADA
- Upgrades
- \$175,000
- \$175,000

20044044 Distribution Operations

FY 2020-2021

Personal Services

511100	Regular Salaries & Wages	\$1,075,380	
511300	Overtime Salaries & Wages	\$75,000	
522100	SCRS Retirement	\$190,570	
523000	Employer Paid Insurance	\$243,070	
524000	Workers' Compensation	\$32,560	
525000	FICA	\$85,550	
		<u> </u>	\$1,702,130

Operating Expenditures

531000	Professional Services	\$15,000	
532010	Telephone & Related Services	\$12,000	
533900	Other Maint/Service Contracts	\$4,000	
534070	Building Maintenance	\$20,000	
535010	City Services	\$12,000	
535020	Electricity	\$10,000	
535030	Fuel Oil	\$7,000	
537000	Vehicle Repair & Maintenance	\$25,500	
538020	Radio Maintenance & Repairs	\$500	
538900	Other Maintenance & Repairs	\$36,000	
550100	Printing	\$7,550	
550299	Other Supplies & Equipment	\$40,000	
550300	Postage	\$150	
550400	Vehicle Fuel & Oil	\$50,000	
550510	Meter Parts & Supplies	\$90,000	
550520	Pipe Fittings & Supplies	\$225,000	
550530	Paving Materials & Supplies	\$15,000	
560020	Uniforms & Clothing	\$19,000	
561010	Membership & Dues	\$1,060	
561020	Conference & Training	\$3,000	
		<u> </u>	\$592,760

Capital Outlay

585000	Capital Replacement Transfer	\$98,100	
		<u> </u>	\$98,100
	Total		<u>\$2,392,990</u>

Distribution Operations

Personnel

1	Distribution Manager
2	Supervisor
2	Team Leader Equip Operator
3	Spec Constr Equip Opr
10	Distribution Coll Oper
4	Team Leader
6	Ut Opr Maintenance Wkr
<hr/>	
28	Total Full-time Employees

20044045 Collection Operations

FY 2020-2021

Personal Services

511100	Regular Salaries & Wages	\$632,800	
511300	Overtime Salaries & Wages	\$75,000	
522100	SCRS Retirement	\$117,280	
523000	Employer Paid Insurance	\$148,720	
524000	Workers' Compensation	\$21,610	
525000	FICA	\$51,960	
		<u> </u>	\$1,047,370

Operating Expenditures

531000	Professional Services	\$5,200	
532010	Telephone & Related Services	\$4,000	
537000	Vehicle Repair & Maintenance	\$33,000	
538020	Radio Maintenance & Repairs	\$500	
538900	Other Maintenance & Repairs	\$33,000	
550100	Printing	\$700	
550299	Other Supplies & Equipment	\$30,000	
550300	Postage	\$50	
550400	Vehicle Fuel & Oil	\$40,000	
550520	Pipe Fittings & Supplies	\$100,000	
550530	Paving Materials & Supplies	\$56,000	
560020	Uniforms & Clothing	\$11,000	
561010	Membership & Dues	\$500	
561020	Conference & Training	\$2,500	
		<u> </u>	\$316,450

Capital Outlay

585000	Capital Replacement Transfer	\$156,700	
		<u> </u>	\$156,700
	Total		<u>\$1,520,520</u>

Personnel

1	Supervisor
1	Team Leader Equip Operator
2	Heavy Equipment Operator
4	Spec Constr Equip Opr
3	Team Leader
4	Ut Opr Maintenance Wkr
1	Distribution Coll Opr
<u>16</u>	Total Full-time Employees

FY 2021-2022

20047000 Debt Service

590020	W/S Revenue Bonds	\$9,574,500
590040	Debt Service Admin Charges	\$35,000
	Total	\$9,609,500

20049000 Other Employee Benefits

591010	Employee Relations	\$55,000
591020	Unemployment Compensation	\$2,000
591030	OPEB Expense	\$287,100
	Total	\$344,100

20049100 General Insurance/Claims

592010	Property & Liability Insurance	\$435,000
592020	Small Claims	\$105,000
592030	W/C Small Claims	\$35,000
	Total	\$575,000

20049300 Non Departmental

531010	Legal Services	\$65,000
594015	City Center Operations	\$350,000
594020	Contingency Fund	\$149,920
594025	Bank Charges	\$10,000
594027	Credit Card Fees	\$200,000
594060	IT Support Services	\$311,000
594070	IT Hardware/Software Support	\$198,500
594075	Health Services	\$75,000
594080	Special Projects	\$140,000
594110	Construction Transfer	\$3,000,000
594120	Capital Construction Reserve	\$2,100,000
594125	Economic Development	\$1,000,000
598084	2016 Special Obligation Bond	\$750,000
	Total	\$8,349,420

City of Florence, South Carolina
Total Of Each Activity Account/Operating Expenditure

		Approved Budget FY 2019-20	Approved Budget FY 2020-21	Approved Budget FY 2021-22
WATER & SEWER UTILITY FUND				
511100	Regular Salaries & Wages	\$5,740,340	\$5,792,540	\$6,430,140
511200	Part-Time Salaries & Wages	\$0	\$0	\$62,800
511300	Overtime Salaries & Wages	\$217,500	\$247,500	\$281,000
522100	SCRS Retirement	\$932,160	\$993,050	\$1,121,980
523000	Employer Paid Insurance	\$1,255,240	\$1,301,130	\$1,269,360
524000	Workers' Compensation	\$161,370	\$182,080	\$181,030
525000	FICA	\$435,770	\$444,800	\$501,460
531000	Professional Services	\$220,200	\$220,200	\$290,200
531010	Legal Services	\$65,000	\$65,000	\$65,000
531050	Utility Bill Printing/Mailing	\$225,000	\$275,830	\$275,830
532010	Telephone & Related Services	\$86,600	\$108,600	\$126,000
532030	Public Notices	\$200	\$200	\$200
533900	Other Maint/Service Contracts	\$189,500	\$189,500	\$198,750
534070	Building Maintenance	\$66,000	\$60,000	\$63,000
535010	City Services	\$34,800	\$34,800	\$36,300
535020	Electricity	\$2,490,500	\$2,430,200	\$2,541,800
535030	Fuel Oil	\$45,200	\$45,200	\$42,200
536000	Landfill Services	\$320,000	\$330,000	\$360,000
537000	Vehicle Repair & Maintenance	\$104,800	\$107,000	\$107,000
538020	Radio Maintenance & Repairs	\$4,400	\$2,900	\$2,900
538040	Well Maintenance & Repairs	\$121,600	\$121,600	\$121,600
538900	Other Maintenance & Repairs	\$644,760	\$698,260	\$744,760
550100	Printing	\$20,750	\$26,050	\$26,050
550210	Office Supplies	\$16,000	\$16,000	\$16,000
550230	Chemicals	\$607,500	\$607,500	\$652,000
550250	Lab Supplies	\$93,500	\$93,500	\$98,500
550299	Other Supplies & Equipment	\$175,000	\$181,000	\$188,500
550300	Postage	\$14,410	\$39,410	\$44,910
550400	Vehicle Fuel & Oil	\$211,500	\$216,500	\$207,500
550510	Meter Parts & Supplies	\$245,000	\$195,000	\$180,000
550520	Pipe Fittings & Supplies	\$366,000	\$359,000	\$325,000
550530	Paving Materials & Supplies	\$63,500	\$63,500	\$71,000
560020	Uniforms & Clothing	\$71,000	\$77,000	\$78,000
561010	Membership & Dues	\$17,750	\$16,750	\$18,110
561020	Conference & Training	\$19,250	\$21,200	\$36,700
561030	Travel & Lodging	\$3,000	\$4,000	\$4,000
580040	Auto Equipment	\$120,000	\$0	\$0

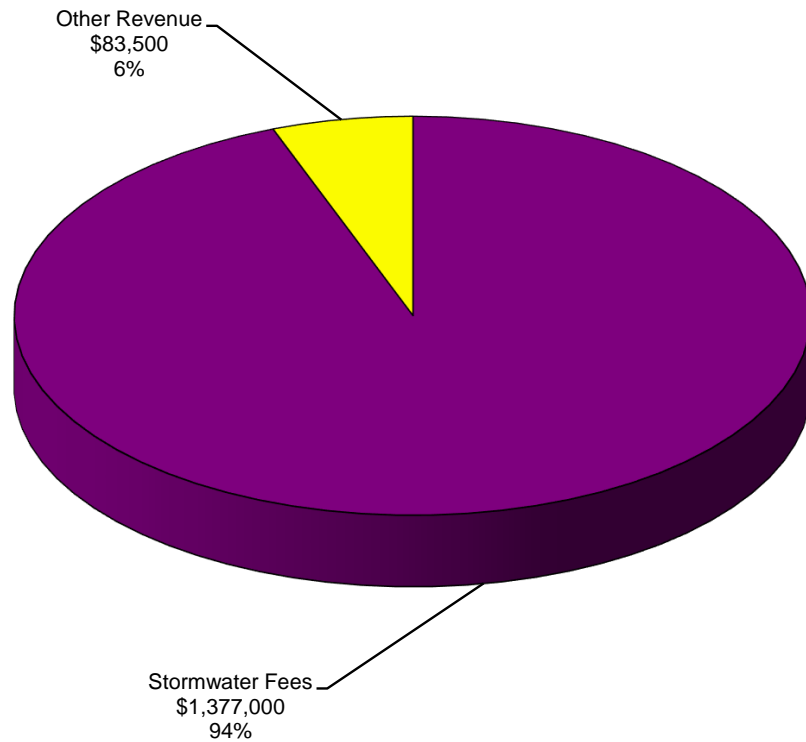
City of Florence, South Carolina
Total Of Each Activity Account/Operating Expenditure

	Approved Budget FY 2019-20	Approved Budget FY 2020-21	Approved Budget FY 2021-22
580050 Facility Improvements	\$1,045,000	\$1,128,000	\$978,000
580060 Other Equipment	\$8,000	\$0	\$0
585000 Capital Replacement Transfer	\$750,000	\$838,000	\$1,000,400
590020 W/S Revenue Bonds	\$10,508,000	\$9,253,000	\$9,574,500
590040 Debt Service Admin Charges	\$35,000	\$35,000	\$35,000
591010 Employee Relations	\$37,000	\$57,000	\$55,000
591020 Unemployment Compensation	\$2,000	\$2,000	\$2,000
591030 OPEB Expense	\$259,300	\$262,990	\$287,100
592010 Property & Liability Insurance	\$283,500	\$325,000	\$435,000
592020 Small Claims	\$79,000	\$105,000	\$105,000
592030 W/C Small Claims	\$13,000	\$35,000	\$35,000
594015 City Center Expenses	\$360,000	\$350,000	\$350,000
594020 Contingency Fund	\$250,000	\$155,400	\$149,920
594025 Bank Charges	\$20,000	\$2,000	\$10,000
594027 Credit Card Fees	\$163,000	\$189,800	\$200,000
594060 IT Support Services	\$261,600	\$310,600	\$311,000
594070 IT Hardware/Software Support	\$100,000	\$124,410	\$198,500
594075 Health Services	\$75,000	\$75,000	\$75,000
594080 Special Projects	\$115,000	\$140,000	\$140,000
594110 Construction Transfer	\$2,500,000	\$2,750,000	\$3,000,000
594120 Capital Construction Reserve	\$2,100,000	\$2,500,000	\$2,100,000
594125 Economic Development	\$1,250,000	\$1,250,000	\$1,000,000
594130 IT Upgrade	\$40,500	\$83,000	\$0
598084 2016 Special Obligation Bond	\$0	\$0	\$750,000
TOTAL WATER & SEWER UTILITY FUND	\$35,660,000	\$35,538,000	\$37,561,000

**STORMWATER UTILITY
ENTERPRISE FUND
ANNUAL BUDGET
2021 – 2022**

**STORMWATER UTILITY
ENTERPRISE FUND
REVENUES**

City of Florence, SC
Stormwater Enterprise Fund
\$1,460,500



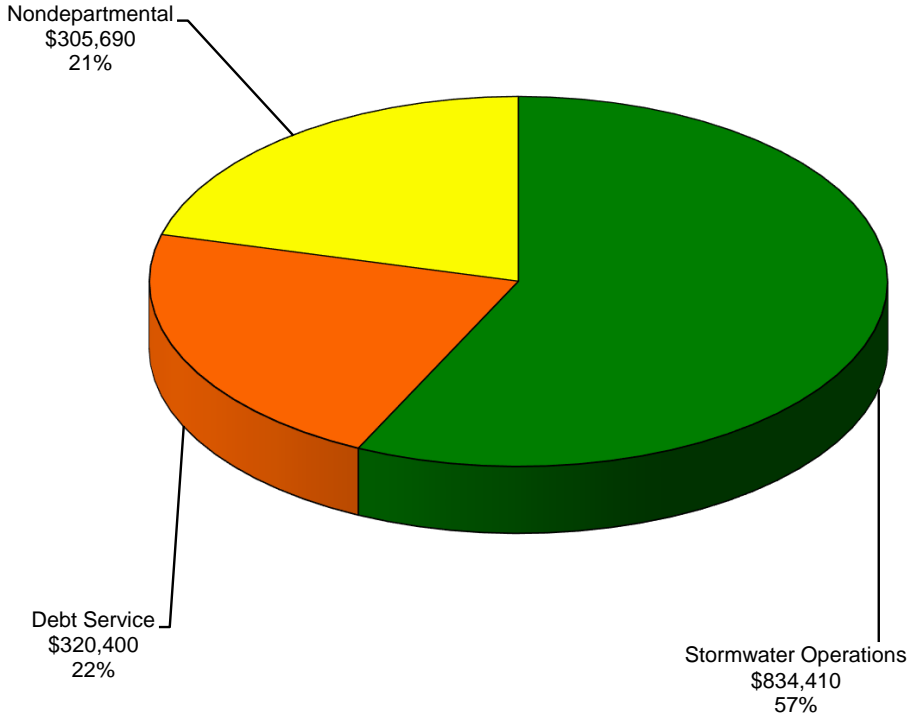
Revenue Budget
Fiscal Year 2021-2022

**CITY OF FLORENCE, SOUTH CAROLINA
REVENUE SOURCES**

		Last Year Actual	Revised Budget 2020-2021	Estimated Receipts 2020-2021	Recommended Budget 2021-2022	Approved Budget 2021-2022
STORMWATER UTILITY FUND						
CHARGES FOR SERVICES						
300130-440500	Stormwater Service Fees	\$1,351,507	\$1,351,000	\$1,351,000	\$1,579,500	\$1,579,500
	TOTAL	\$1,351,507	\$1,351,000	\$1,351,000	\$1,579,500	\$1,579,500
INVESTMENT EARNINGS						
300300-425010	Interest Revenue	\$1,423	\$500	\$500	\$1,000	\$1,000
	TOTAL	\$1,423	\$500	\$500	\$1,000	\$1,000
MISCELLANEOUS						
300325-430000	Miscellaneous Revenue	\$2,269	\$2,200	\$2,200	\$2,500	\$2,500
300325-440510	Stormwater Review Fees	\$16,140	\$50,000	\$50,000	\$15,000	\$15,000
300325-440540	Provision for Uncoll Rev	\$0	(\$38,700)	\$0	\$0	\$0
	TOTAL	\$18,409	\$13,500	\$52,200	\$17,500	\$17,500
TRANSFERS						
300390-435110	From Sunday Local Option Fund	\$65,000	\$65,000	\$65,000	\$65,000	\$65,000
	TOTAL	\$65,000	\$65,000	\$65,000	\$65,000	\$65,000
TOTAL STORMWATER UTILITY FUND		\$1,436,339	\$1,430,000	\$1,468,700	\$1,663,000	\$1,663,000

**STORMWATER UTILITY
ENTERPRISE FUND
DEPARTMENTAL EXPENSES**

City of Florence, SC
Stormwater Enterprise Fund
\$1,460,500



Expense Budget
Fiscal Year 2021-2022

**CITY OF FLORENCE, SOUTH CAROLINA
COMPARISON OF EXPENDITURES**

	FY19 Actual	Revised Budget 2020-2021	Estimated Expenditures 2020-2021	Recommended Budget 2021-2022
STORMWATER UTILITY FUND				
STORMWATER OPERATIONS				
30044060 Stormwater Operations	\$794,746	\$781,840	\$791,240	\$834,410
TOTAL	\$794,746	\$781,840	\$791,240	\$834,410
DEBT SERVICE				
30047000 Debt Service	\$354,085	\$332,800	\$332,800	\$522,900
TOTAL	\$354,085	\$332,800	\$332,800	\$522,900
EMPLOYEE BENEFITS				
30049000 Other Employee Benefits	\$21,541	\$22,230	\$22,230	\$12,690
TOTAL	\$21,541	\$22,230	\$22,230	\$12,690
GENERAL INS/CLAIMS				
30049100 General Insurance/Claims	\$10,087	\$12,700	\$12,700	\$13,000
TOTAL	\$10,087	\$12,700	\$12,700	\$13,000
NON DEPARTMENTAL				
30049300 Non Departmental	\$275,000	\$280,430	\$280,000	\$280,000
TOTAL	\$275,000	\$280,430	\$280,000	\$280,000
TOTAL STORMWATER UTILITY FUND	\$1,455,460	\$1,430,000	\$1,438,970	\$1,663,000

**CITY OF FLORENCE, SOUTH CAROLINA
APPROPRIATIONS BY ACTIVITIES**

		Full-Time Positions	Personal Service	Operating Expense	Equipment Replacement	Capital Outlay	Total
STORMWATER UTILITY FUND							
STORMWATER OPERATIONS							
30044060	Stormwater Operations	8	\$551,400	\$151,110	\$131,900		\$834,410
	TOTAL	8	\$551,400	\$151,110	\$131,900		\$834,410
30047000 DEBT SERVICE							
590040	Debt Service Admin Charges			\$3,400			\$3,400
590050	SW Revenue Bonds			\$519,500			\$519,500
	TOTAL			\$522,900			\$522,900
30049000 EMPLOYEE BENEFITS							
591010	Employee Relations			\$2,000			\$2,000
591030	OPEB Expense			\$10,690			\$10,690
	TOTAL			\$12,690			\$12,690
30049100 GENERAL INSURANCE/CLAIMS							
592010	Property & Liability Insurance			\$13,000			\$13,000
	TOTAL			\$13,000			\$13,000
30049300 NON DEPARTMENTAL							
594020	Contingency Fund			\$5,000			\$5,000
594110	Construction Transfer			\$100,000			\$100,000
597140	Interfund Transfers			\$175,000			\$175,000
	TOTAL			\$280,000			\$280,000
TOTAL	STORMWATER UTILITY FUND	8	\$551,400	\$979,700	\$131,900		\$1,663,000

FY 2021-2022

30047000 Debt Service

590040	Debt Service Admin Charges	\$3,400
590050	SW Revenue Bonds	\$519,500
	Total	\$522,900

30049000 Other Employee Benefits

591010	Employee Relations	\$2,000
591030	OPEB Expense	\$10,690
	Total	\$12,690

30049100 General Insurance/Claims

592010	Property & Liability Insurance	\$13,000
	Total	\$13,000

30049300 Non Departmental

594020	Contingency Fund	\$5,000
594110	Construction Transfer	\$100,000
597140	Interfund Transfer	\$175,000
	Total	\$280,000

30044060 Stormwater Operations

FY 2020-2021

Personal Services

511100	Regular Salaries & Wages	\$347,090	
511300	Overtime Salaries & Wages	\$30,000	
522100	SCRS Retirement	\$62,500	
523000	Employer Paid Insurance	\$71,550	
524000	Workers' Compensation	\$12,310	
525000	FICA	\$27,950	
			<u>\$551,400</u>

Operating Expenditures

531000	Professional Services	\$24,730	
532010	Telephone & Related Services	\$2,500	
535020	Electricity	\$4,000	
537000	Vehicle Repair & Maintenance	\$20,430	
538020	Radio Maintenance & Repairs	\$500	
538900	Other Maintenance & Repairs	\$28,250	
550100	Printing	\$500	
550299	Other Supplies & Equipment	\$15,200	
550300	Postage	\$200	
550400	Vehicle Fuel & Oil	\$35,000	
550520	Pipe Fittings & Supplies	\$12,700	
560020	Uniforms & Clothing	\$5,000	
561010	Membership & Dues	\$500	
561020	Conference & Training	\$1,600	
			<u>\$151,110</u>

Capital Outlay

585000	Capital Replacement Transfer	\$131,900	
			<u>\$131,900</u>
	Total		\$834,410

Personnel

- 1 Stormwater Division Manager
- 1 Team Leader Equip Operator
- 3 Heavy Equipment Operator
- 3 Special Constr Equip Opr

- 8 Total Full-time Employees

City of Florence, South Carolina
Total Of Each Activity Account/Operating Expenditure

		Approved Budget FY 2019-20	Approved Budget FY 2020-21	Approved Budget FY 2021-22
STORMWATER UTILITY FUND				
511100	Regular Salaries & Wages	\$312,460	\$328,250	\$347,090
511300	Overtime Salaries & Wages	\$20,000	\$30,000	\$30,000
522100	SCRS Retirement	\$51,760	\$59,370	\$62,500
523000	Employer Paid Insurance	\$71,630	\$68,480	\$71,550
524000	Workers' Compensation	\$10,220	\$12,310	\$12,310
525000	FICA	\$24,620	\$26,650	\$27,950
531000	Professional Services	\$19,730	\$19,730	\$24,730
532010	Telephone & Related Services	\$1,000	\$2,000	\$2,500
535020	Electricity	\$3,000	\$3,400	\$4,000
537000	Vehicle Repair & Maintenance	\$20,430	\$20,430	\$20,430
538020	Radio Maintenance & Repairs	\$500	\$500	\$500
538900	Other Maintenance & Repairs	\$27,250	\$27,250	\$28,250
550100	Printing	\$500	\$500	\$500
550299	Other Supplies & Equipment	\$14,200	\$14,200	\$15,200
550300	Postage	\$200	\$200	\$200
550400	Vehicle Fuel & Oil	\$35,000	\$35,000	\$35,000
550520	Pipe Fittings & Supplies	\$11,700	\$11,700	\$12,700
560020	Uniforms & Clothing	\$5,000	\$5,000	\$5,000
561010	Membership & Dues	\$1,000	\$500	\$500
561020	Conference & Training	\$1,000	\$500	\$1,600
561030	Travel & Lodging	\$800	\$800	\$0
585000	Capital Replacement Transfer	\$100,000	\$117,000	\$131,900
590040	Debt Service Admin Charges	\$3,400	\$3,400	\$3,400
590050	SW Revenue Bonds	\$354,000	\$329,400	\$519,500
591010	Employee Relations	\$1,000	\$2,000	\$2,000
591030	OPEB Expense	\$20,000	\$20,230	\$10,690
592010	Property & Liability Insurance	\$9,600	\$11,200	\$13,000
594020	Contingency Fund	\$5,000	\$5,000	\$5,000
594110	Construction Transfer	\$100,000	\$100,000	\$100,000
597140	Interfund Transfers	\$175,000	\$175,000	\$175,000
TOTAL STORMWATER UTILITY FUND		\$1,400,000	\$1,430,000	\$1,663,000

**UTILITY CONSTRUCTION FUNDS
ANNUAL BUDGET
2021 – 2022**

**WATER AND SEWER UTILITIES
CONSTRUCTION FUND BUDGET
FISCAL YEAR 2021-22**

FUNDING SOURCES

AMOUNT

Projected Cash on Hand, July 1, 2021	220375-435010	\$3,880,000
FY 2021-22 Budgeted Transfer from W/S Utilities Operating Fund	220399-435020	\$3,000,000
Transfer from Capital Construction Reserve Fund	220399-460210	\$1,000,000
Florence County Projects Reimbursement	220399-460130	\$100,000
Projected Interest Earnings	220300-425010	\$25,000

TOTAL FUNDING SOURCES

\$8,005,000

PROJECTS

A. Projects Approved in Prior Year Budgets

1. Elevated Tank Inspection, Repair & Painting	22049900-586010-W0024	\$500,000
2. Jeffries Creek Beaver Management (SSO Compliance)	22049900-586010-W0027	\$7,000
3. Water Line Extension Requests - Florence County	22049900-586010-W0037	\$100,000
4. Hoffmeyer Road Sewer Extension (Fast Track Annexation)	22049900-586010-W0067	\$365,000
5. Sumter Street Development Sewer Improvements (Annexation)	22049900-586010-W0077	\$450,000
6. Sumter Street Annexations	22049900-586010-W0083	\$200,000
7. West Florence/Timmonsville Sewer Master Plan	22049900-586010-W0085	\$150,000
8. SCDOT Alligator Road Widening Phase 2- Utilities Relocation	22049900-586010-W0100	\$227,000
9. Harris Court Water Line Extension	20049900-586010-W0115	\$122,000
10. Middle Swamp Sewer Interceptor Manhole Upgrades	22049900-586010-W0117	\$500,000
11. Naturally Outdoors Sewer Relocation	22049900-586010-W0118	\$100,000
12. West Sumter Street Water Line Extension - Pisgah Road to Stokes Road	22049900-586010-W0128	\$261,000

B. Projects Approved and Added In FY 2020-21

1. Magna Carta (Charters) Lift Station (Traces tract annexation)	22049900-586010-W0131	\$50,000
2. Water Line and Sewer Force Main to FMU Nature Center (Williston Road)	22049900-586010-W0139	\$320,000
3. Darlington St. & Hoffmeyer St. Sewer Lift Station	22049900-586010-W0141	\$270,000
4. East Howe Springs Rd. Water Line Replacement (Bannockburn to Oliver)	22049900-586010-W0142	\$132,000
5. Quinby Circle Water Line Replacement	22049900-586010-W0143	\$164,000
6. Mauldin Drive Sewer Improvements	22049900-586010-W0146	\$275,000
7. Cecil Road Water/Sewer Ext. (Adams Outdoor Adv Property sale)	22049900-586010-W0147	\$220,000

C. Proposed Projects for FY 2021-22

1. Bellaire and Beauvoir Service Line Repairs/Rehabilitation	22049900-586010-W0150	\$90,000
2. Freedom Estates Water/Sewer Extension (Palmetto Corp. - annexation)	22049900-586010-W0151	\$350,000
3. Lion's Gate/Dawson Family Tract Water/Sewer Extensions (annexation)	22049900-586010-W0152	\$150,000
4. John Paul Jones Rd. Water Line Ext. (close loop at Southside School)	22049900-586010-W0153	\$81,000
5. Asset Management Study (AECOM)	22049900-586010-W0154	\$100,000
6. Wisteria Drive Sewer Lift Station	22049900-586010-W0155	\$350,000

D. Other

1. Utility Line Engineering/Legal/Professional Services	22049900-586010-WENG	\$150,000
2. Reserved for Other Projects	22049900-586010-WRES	\$2,321,000

TOTAL PROJECTS

\$8,005,000

**STORMWATER UTILITY
CONSTRUCTION FUND BUDGET
FISCAL YEAR 2021-2022**

FUNDING SOURCES		AMOUNT
Projected Cash/Bond Proceeds on Hand, July 1, 2021	320375-435010	\$191,000
FY 2021-22 Budgeted Transfer from Stormwater Utility Operating Fund	320399-435030	\$100,000
Projected Interest Earnings	320300-425010	\$5,000
		<hr/>
TOTAL FUNDING SOURCES		\$296,000

PROJECTS

A. Projects Approved in Prior Year Budgets

1. Stormwater Division Pipe Projects	32049900-586020-SW001	\$10,000
2. NPDES Phase II Compliance	32049900-586020-SW012	\$80,000

C. Proposed Projects For FY 2021-22

1. Timrod Park Stream Restoration	32049900-586020-SW031	\$40,000
-----------------------------------	-----------------------	----------

B. Other

1. Stormwater Engineering/Legal/Professional Services	32049900-586020-SWENG	\$25,000
2. Reserved for Other Projects	32049900-586020-SWRES	\$141,000
		<hr/>

TOTAL PROJECTS		\$296,000
-----------------------	--	------------------

EQUIPMENT REPLACEMENT FUNDS
ANNUAL BUDGET
2021 – 2022

**WATER AND SEWER UTILITIES
EQUIPMENT REPLACEMENT FUND BUDGET
FISCAL YEAR 2021-22**

			TOTAL
21044040	Engineering		
580040	Full Size Pickup Truck (# 4911) with Radio	\$30,000	
580040	Full Size Pickup Truck (# 4904) with Radio	<u>\$30,000</u>	
Engineering Total			\$60,000
21044041	Wastewater Treatment Plant		
580040	Full Size Pickup Truck (# 4815) with Radio	\$35,000	
580040	Full Size Pickup Truck (# 3470) with Radio	\$40,000	
580060	Lawn Mower (# 0176)	\$15,000	
580060	Replace Sweeper Broom (# 1733)	\$25,000	
580060	Replace Generator (# 2919)	<u>\$150,000</u>	
Wastewater Treatment Plant Total			\$265,000
21044043	Ground Water		
580040	Full Size Pickup Truck (# 0712) with Radio	\$35,000	
580060	Lawn Mower	<u>\$15,000</u>	
Ground Water Production Total			\$50,000
21044044	Distribution Operations		
580040	Full Size Pickup Truck (# 4794) with Radio	\$35,000	
580040	Dump Truck (# 4516) with Radio	\$110,000	
580040	Heavy Duty Pickup Truck (# 4521) with Radio	\$115,000	
580040	Heavy Duty Pickup Truck with Radio	\$50,000	
580060	Mini Backhoe	\$35,000	
580060	Trailer mounted air compressor	\$25,000	
580060	Trailer	<u>\$4,500</u>	
Distribution Operations Total			\$374,500
21044045	Collection Operations		
580040	Camera Van (# 0998) with Radio	\$130,000	
580060	Heavy Duty Backhoe	\$120,000	
580060	Backhoe Trailer	\$25,000	
580060	Backhoe Trailer	\$25,000	
580060	Tap Machine	<u>\$35,000</u>	
Collection Operations Total			<u>\$335,000</u>
Water & Sewer Utilities Equipment Replacement Fund Total			<u><u>\$1,084,500</u></u>

**STORMWATER UTILITY
EQUIPMENT REPLACEMENT FUND BUDGET
FISCAL YEAR 2021-22**

			TOTAL
31044060	Stormwater Operations		
580040	Full Size Pickup Truck (# 2620) with Radio	\$50,000	
580040	Full Size Pickup Truck (# 4822) with Radio	<u>\$50,000</u>	
580060	Replace Trailer (#7139)	\$35,000	
	Stormwater Operations Total		<u>\$135,000</u>
	Stormwater Equipment Replacement Fund Total		<u><u>\$135,000</u></u>

HOSPITALITY FUND
ANNUAL BUDGET
2021 – 2022

**HOSPITALITY FUND BUDGET
FISCAL YEAR 2021-2022**

REVENUES		AMOUNT
Hospitality Fee Revenues	400110-450010	\$4,647,000
Interest Earnings	400300-425010	\$500
TOTAL REVENUES		\$4,647,500

EXPENDITURES		
Athletic Facilities Operations	40049900-598000	\$1,491,700
Florence County Museum	40049900-598020	\$100,000
Florence Downtown Development Corporation	40049900-598030	\$54,000
Florence Downtown Economic Development Incentives	40049900-598035	\$12,000
Florence Downtown Promotions	40049900-598040	\$35,000
Sports Complex Debt Service	40049900-598052	\$151,890
Tennis Center/Performing Arts Center Debt Service	40049900-598080	\$527,520
Recreation/Gymnasium Facility Debt Service	40049900-598083	\$400,540
2016 Special Obligation Bond Debt Service Appropriation	40049900-598084	\$300,000
Florence Historic District Street Lighting Operations	40049900-598085	\$30,000
Florence Center	40049900-598130	\$1,535,100
James Allen Plaza Restroom Facilities - Annual Lease Payment	40049900-598150	\$9,000
Contingency	40049900-594020	\$750
TOTAL EXPENDITURES		\$4,647,500