

CITY OF FLORENCE, SC

Monthly Financial Report September 2017

City of Florence Finance Department

City of Florence, SC
Monthly Financial Report
Table of Contents
For the Month Ended September 30, 2017

General Fund.....	2
Water & Sewer Operations Fund.....	4
Stormwater Operations Fund.....	6
Hospitality Fund.....	8
Water & Sewer Construction Fund.....	10
Stormwater Construction Fund.....	12

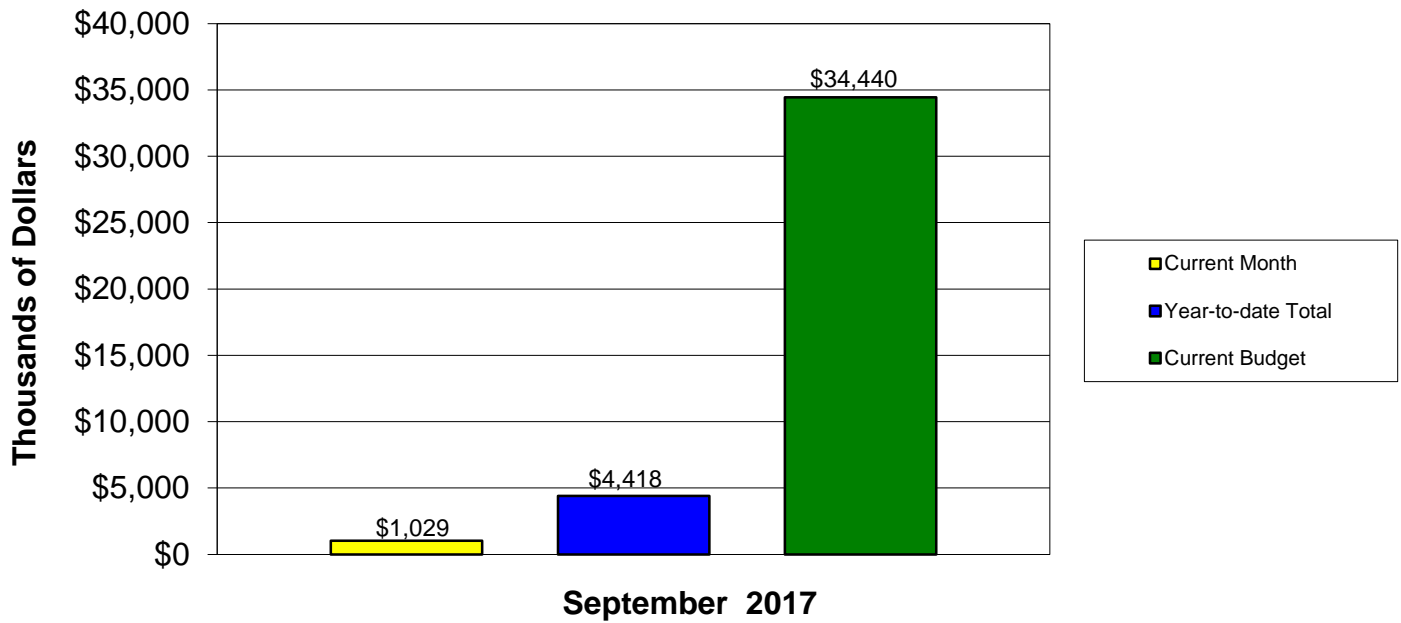
City of Florence, SC
General Fund Schedule of Revenues and Expenditures
For the Month Ended September 30, 2017

	Current Budget	Year-to-date Total	Current Month	Percent of Budget
Revenues:				
Property Taxes	\$ 10,581,600	\$ 1,089,533	\$ 59,135	10.30%
Licenses and Fees	12,655,000	541,133	132,632	4.28
Governmental Reimbursements	2,535,300	482,151	100,534	19.02
Permits and Fees	2,552,000	683,627	248,353	26.79
Fines and Forfeitures	422,100	86,873	30,702	20.58
Investment Earnings	55,000	17,233	5,666	31.33
Miscellaneous	330,000	172,521	22,090	52.28
Other Funding Sources	85,000	53,700	-	63.18
Transfers	5,224,000	1,291,216	430,342	24.72
Total Revenues	\$ 34,440,000	\$ 4,417,988	\$ 1,029,453	12.83%

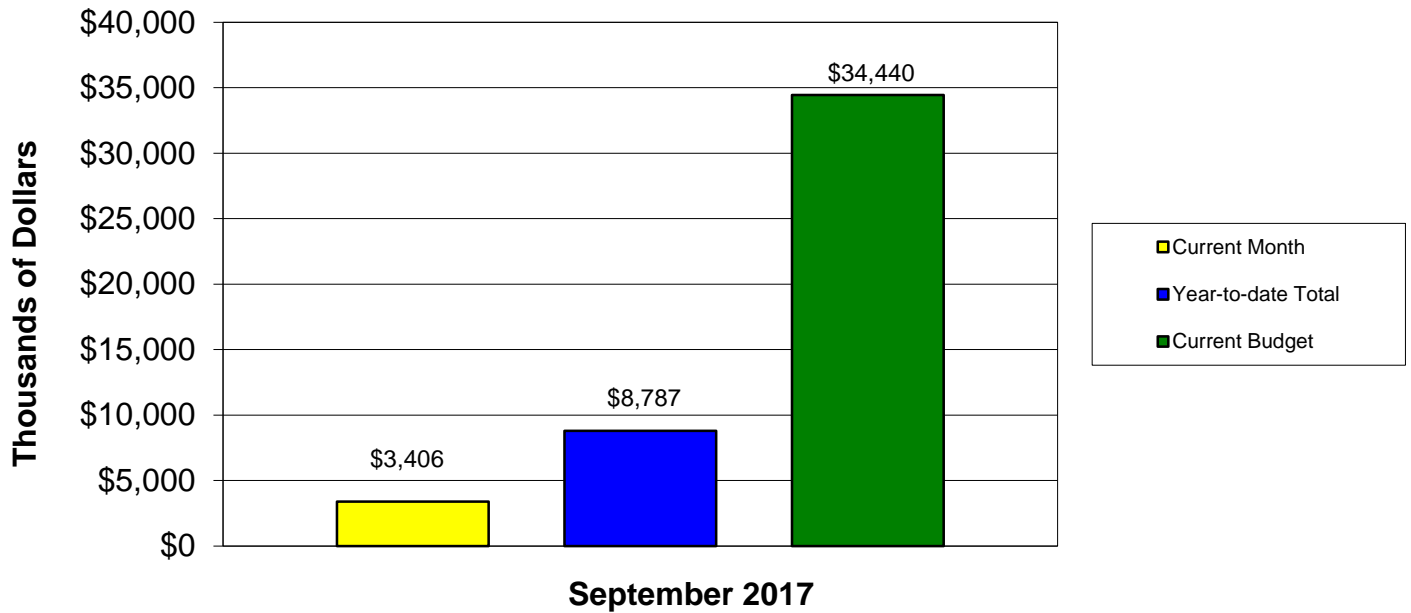
	Current Budget	Year-to-date Total	Current Month	Percent of Budget
Expenditures:				
City Council	\$ 305,410	\$ 72,620	\$ 24,562	23.78%
Legal Services	103,370	11,321	7,289	10.95
City Court	605,340	112,239	35,683	18.54
City Manager	439,650	96,102	31,022	21.86
Finance & Accounting	880,240	191,672	61,707	21.77
HR/Risk Management	591,010	123,363	39,760	20.87
Community Services	381,760	66,401	22,345	17.39
Police	9,447,490	1,901,217	614,340	20.12
Fire	5,930,030	1,403,998	593,835	23.68
Beautification & Facilities	2,825,070	660,973	251,320	23.40
Sanitation	3,546,030	730,594	250,503	20.60
Equipment Maintenance	461,890	97,386	32,589	21.08
Recreation Programs	1,377,920	436,868	193,803	31.70
Athletic Programs	1,961,470	439,995	195,622	22.43
Planning Research & Development	434,100	95,155	31,734	21.92
Building Inspections & Permits	490,720	111,003	35,919	22.62
Other Employee Benefits	716,600	107,499	34,873	15.00
General Insurance/Claims	561,000	220,358	12,670	39.28
Community Programs	288,000	70,922	5,416	24.63
Non Departmental	3,092,900	1,837,132	931,129	59.40
Total Expenditures	\$ 34,440,000	\$ 8,786,817	\$ 3,406,119	25.51%

Target year-to-date percentage 25.00%

General Fund Revenues



General Fund Expenditures



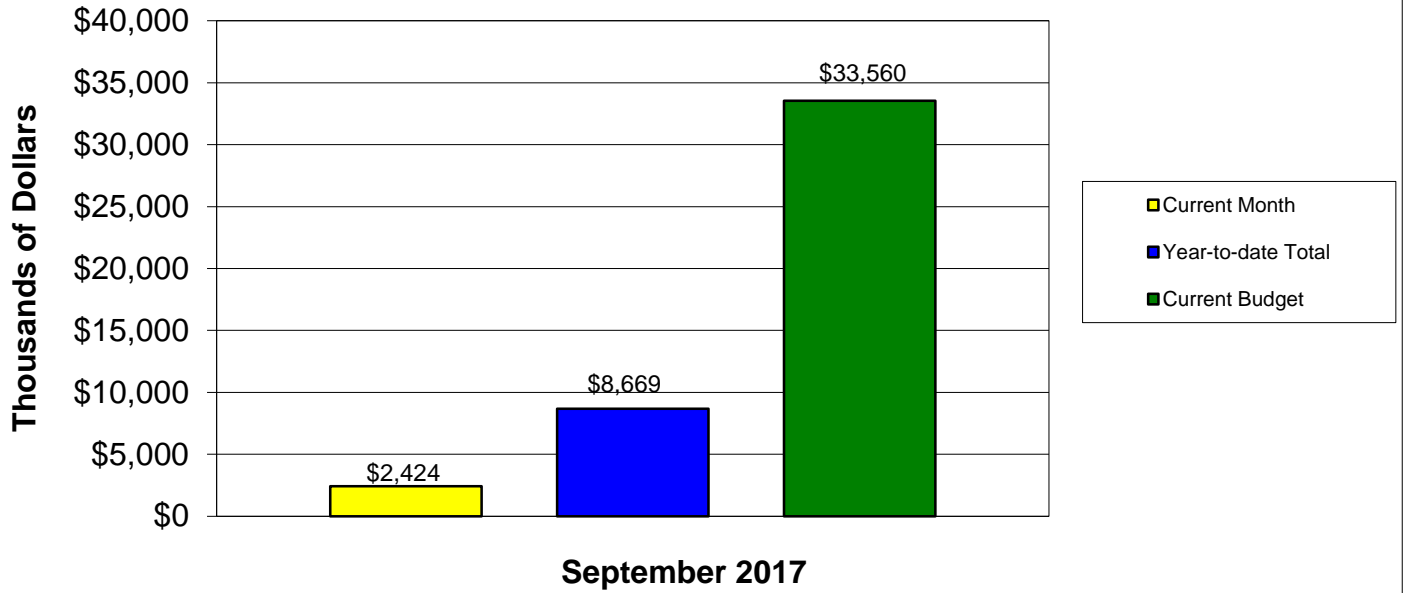
City of Florence, SC
Water & Sewer Utility Schedule of Revenues and Expenses
For the Month Ended September 30, 2017

	Current Budget	Year-to-date Total	Current Month	Percent of Budget
Revenues:				
Water Charges	\$ 16,425,000	\$ 4,144,281	\$ 1,342,725	25.23%
Sewer Charges	17,760,000	4,363,943	1,299,020	24.57
Reconnection Fees	140,000	9,495	810	6.78
Water Tap Fees	482,000	177,822	26,650	36.89
Customer Service Fees	230,000	58,284	13,870	25.34
Sewer Tap Fees	200,000	63,419	10,400	31.71
Investment Earnings	75,000	26,721	8,710	35.63
Miscellaneous	1,838,000	722,221	20,957	39.29
Interdepartmental Transfer	(3,590,000)	(897,500)	(299,167)	25.00
Total Revenues	\$ 33,560,000	\$ 8,668,685	\$ 2,423,975	25.83%

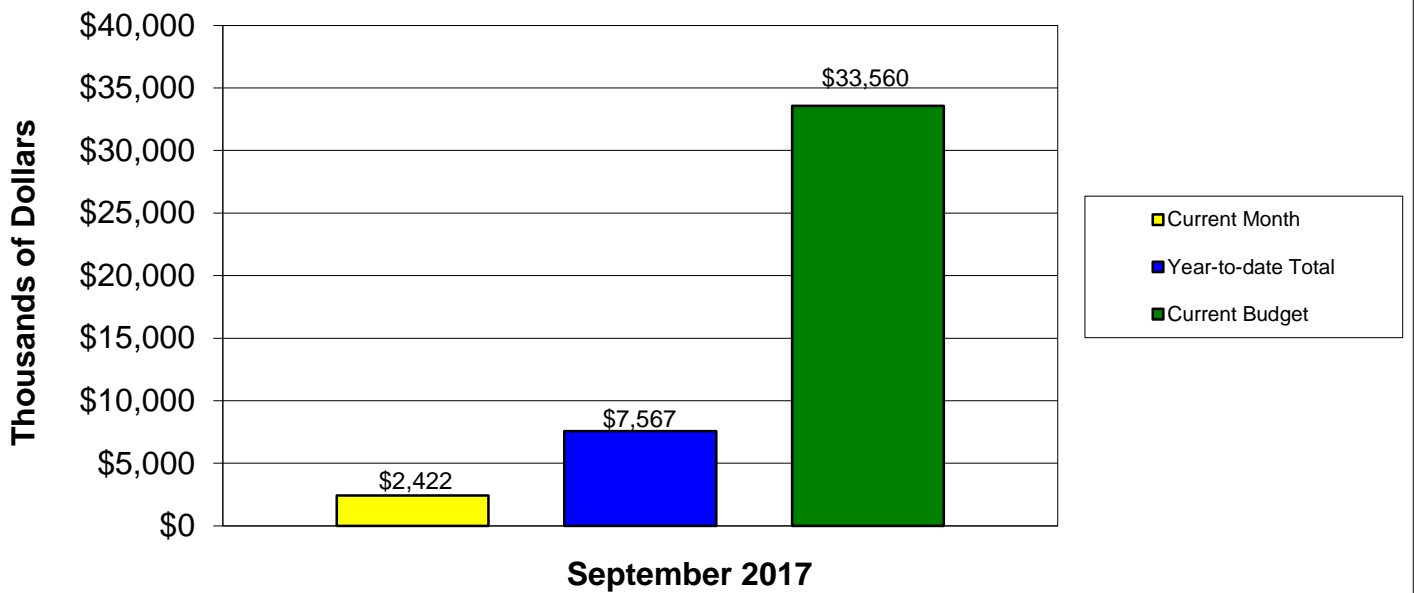
	Current Budget	Year-to-date Total	Current Month	Percent of Budget
Expenses:				
Utilities & Licensing	\$ 2,147,090	\$ 383,897	\$ 128,234	17.88%
Engineering	1,256,150	271,649	115,019	21.63
Waste Water Treatment	4,619,010	1,081,830	415,989	23.42
Surface Water Production	1,953,670	360,682	131,022	18.46
Ground Water Production	1,872,680	492,487	183,287	26.30
Distribution Operations	2,009,910	435,277	166,566	21.66
Collection Operations	1,439,990	253,151	78,673	17.58
Debt Service	10,036,000	2,240,231	631,812	22.32
Other Employee Benefits	251,900	21,531	6,831	8.55
General Insurance/Claims	325,000	144,378	22,200	44.42
Non Departmental	7,648,600	1,881,628	542,157	24.60
Total Expenses	\$ 33,560,000	\$ 7,566,741	\$ 2,421,790	22.55%

Target year-to-date percentage 25.00%

Water & Sewer Utility Revenues



Water & Sewer Utility Expenses



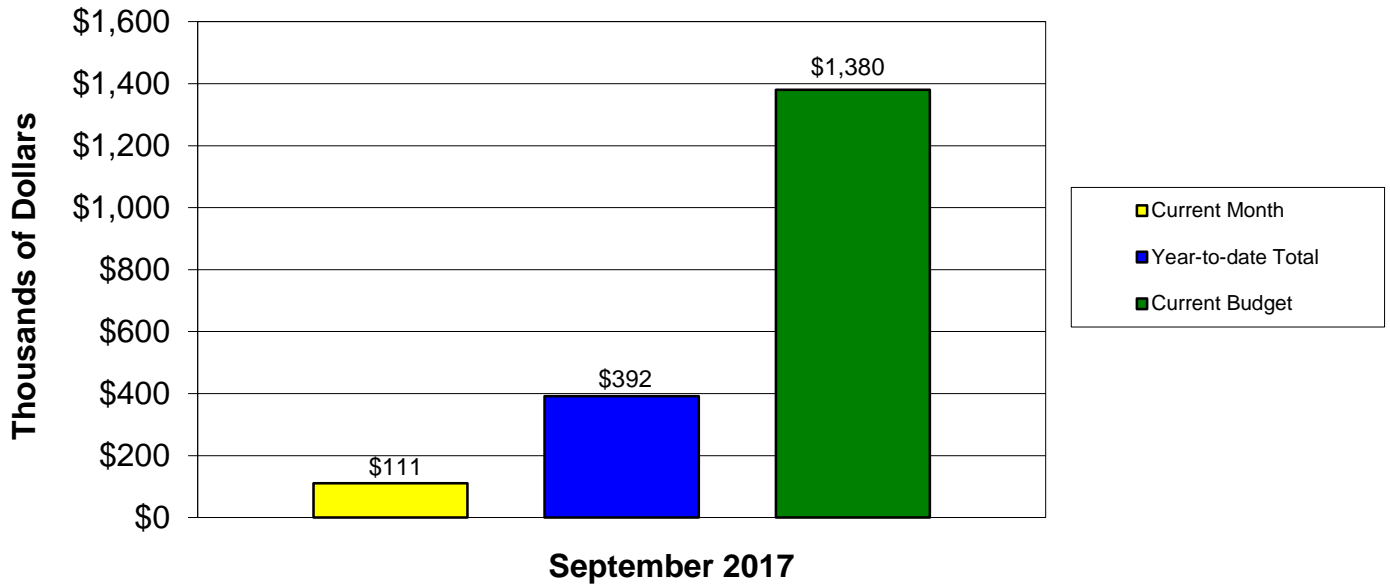
City of Florence, SC
Stormwater Utility Schedule of Revenues and Expenses
For the Month Ended September 30, 2017

	Current Budget	Year-to-date Total	Current Month	Percent of Budget
Revenues:				
Charges for Services	\$ 1,310,000	\$ 331,560	\$ 111,192	25.31%
Investment Earnings	2,500	256	88	10.23
Miscellaneous	7,500	520	-	6.93
Transfers	60,000	60,000	-	100.00
Total Revenues	\$ 1,380,000	\$ 392,336	\$ 111,280	28.43%

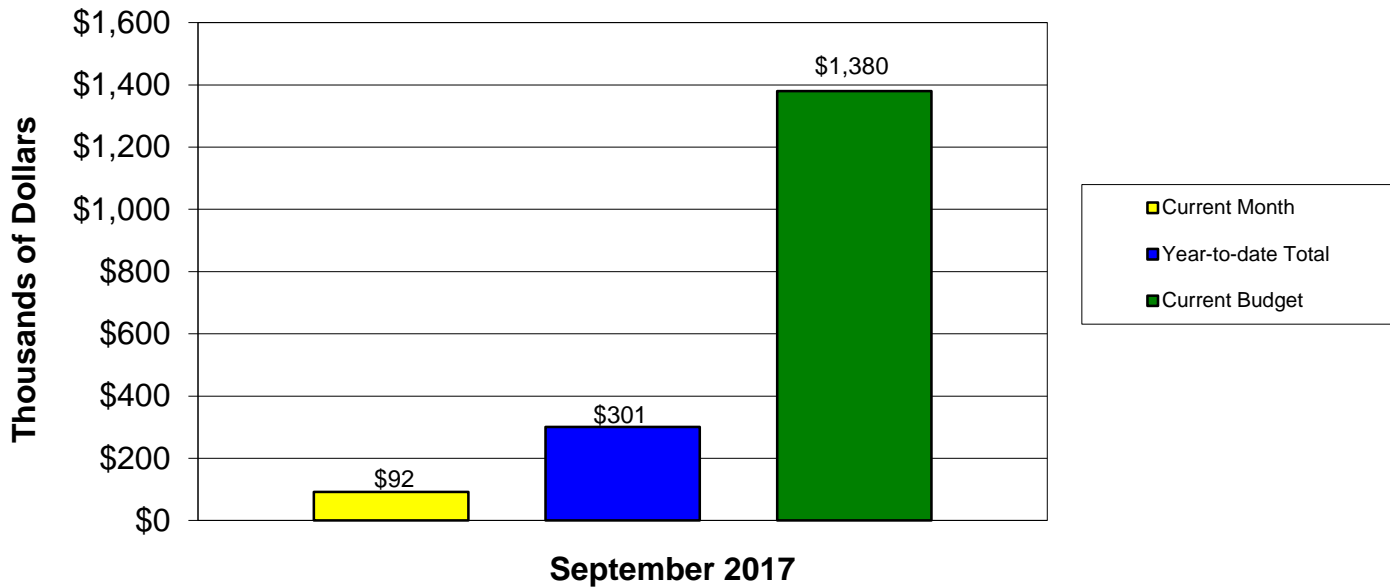
	Current Budget	Year-to-date Total	Current Month	Percent of Budget
Expenses:				
Stormwater Operations	\$ 703,200	\$ 135,317	\$ 38,857	19.24%
Debt Service	349,400	89,523	28,724	25.62
Other Employee Benefits	11,100	3,017	1,006	27.18
General Insurance/Claims	8,300	3,954	-	47.64
Non Departmental	308,000	68,750	22,917	22.32
Total Expenses	\$ 1,380,000	\$ 300,561	\$ 91,504	21.78%

Target year-to-date percentage 25.00%

Stormwater Utility Revenues



Stormwater Utility Expenses



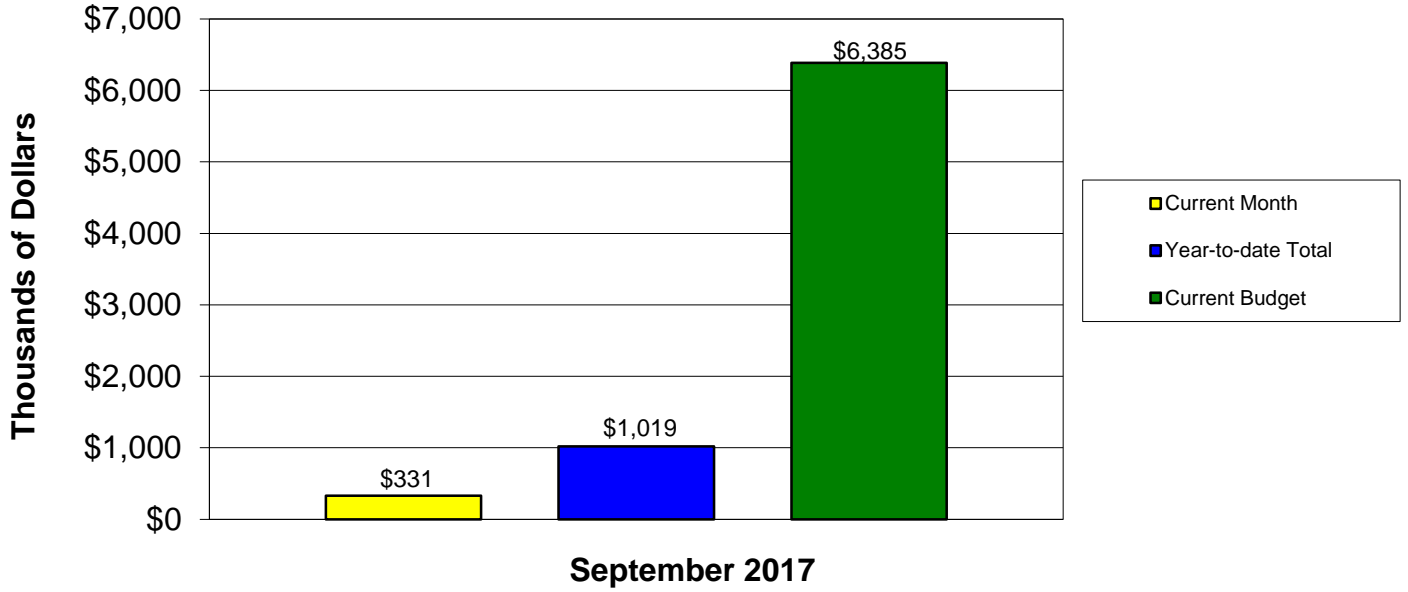
City of Florence, SC
Hospitality Fund Schedule of Revenues and Expenditures
For the Month Ended September 30, 2017

	Current Budget	Year-to-date Total	Current Month	Percent of Budget
Revenues:				
Hospitality Fees	\$ 4,130,000	\$ 1,018,882	\$ 331,359	24.67%
Miscellaneous Grants	2,000,000	-	-	0.00
Investment Earnings	5,000	138	50	2.77
Other Funding Sources	250,000	-	-	0.00
Total Revenues	\$ 6,385,000	\$ 1,019,021	\$ 331,409	15.96%

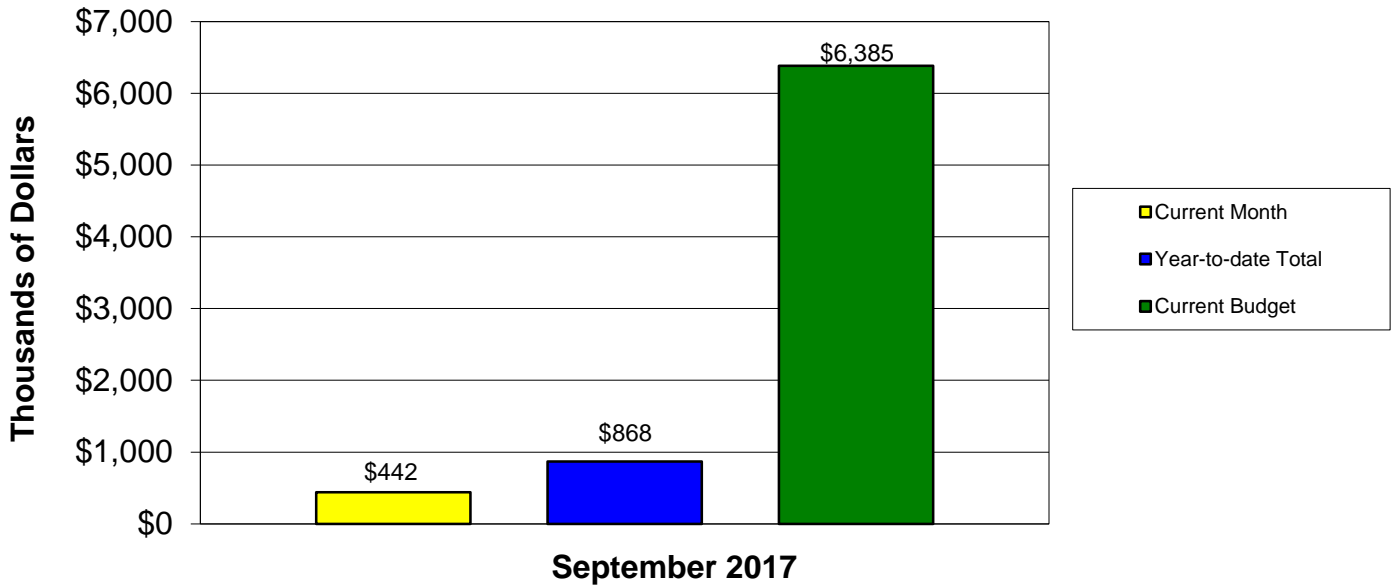
	Current Budget	Year-to-date Total	Current Month	Percent of Budget
Expenditures:				
Contingency Fund	5,000	-	-	0.00%
Athletic Facilities Ops	1,075,000	268,750	89,583	25.00
Florence Museum	96,000	-	-	0.00
Florence Downtown Develop. Corporation	74,800	18,700	-	25.00
Florence Downtown Develop. Incentives	80,000	80,000	-	100.00
Downtown Promotions	30,000	-	-	0.00
Downtown Improvements	-	-	-	0.00
SCGA Amateur Golf	-	4,500	-	0.00
Way Finding Signs	25,000	243	-	0.97
Radio Drive/Veteran's Park Debt Service	239,000	-	-	0.00
Soccer Complex Debt	2,055,200	27,550	-	1.34
Tennis Center Debt Service	532,500	43,602	43,602	8.19
Rec Facility/Gym Debt Service	291,000	-	-	0.00
2016 Special Obligation	300,000	-	-	0.00
Florence Historic District Lighting	30,000	7,500	2,500	25.00
Florence Civic Center	1,542,500	418,750	306,250	27.15
JA Plaza RR Lease	9,000	-	-	0.00
BTC Parking Lease	-	(1,500)	-	0.00
Total Expenditures	\$ 6,385,000	\$ 868,095	\$ 441,935	13.60%

Target year-to-date percentage 25.00%

Hospitality Fund Revenues



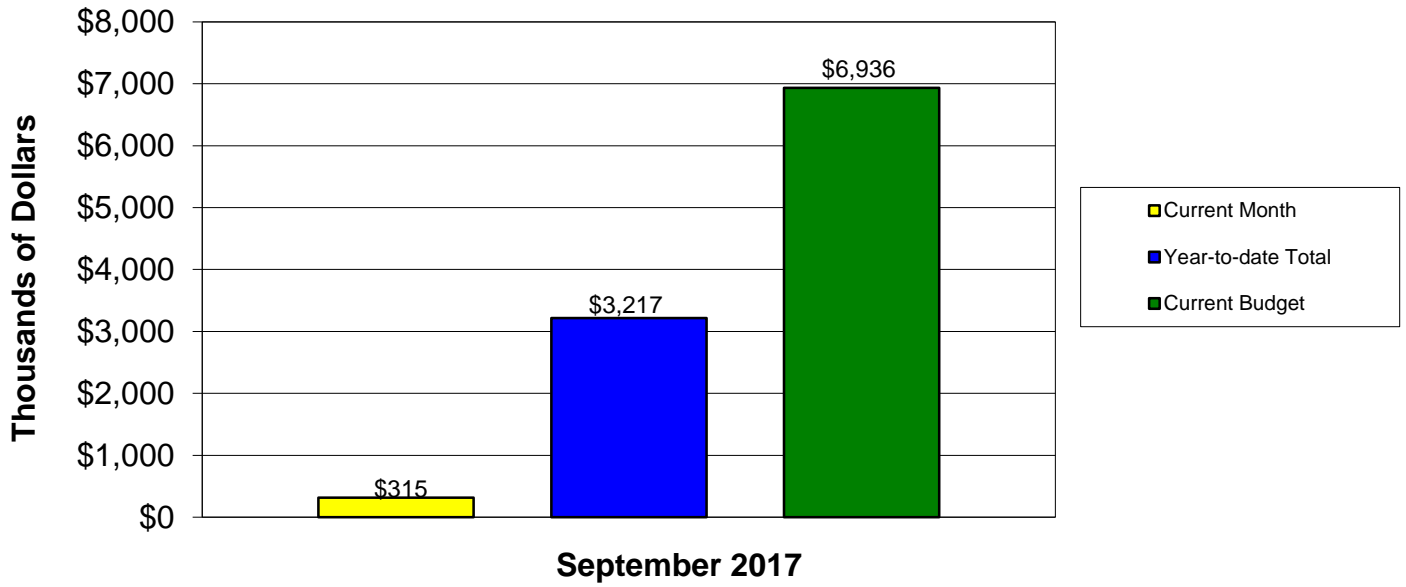
Hospitality Fund Expenditures



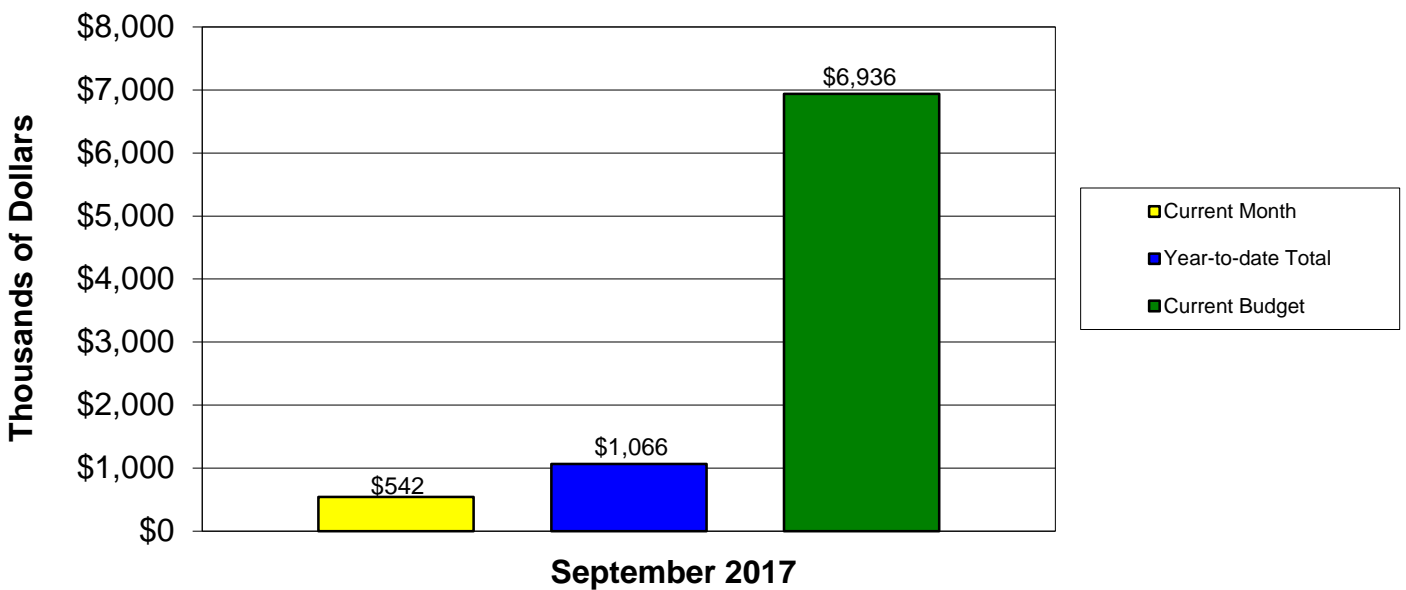
City of Florence, SC
Water & Sewer Construction Schedule of Revenues and Expenses
For the Month Ended September 30, 2017

	Current Budget	Year-to-date Total	Current Month	Percent of Budget
Revenues:				
From Unappropriated Reserves	\$ 2,251,000	\$ 2,251,000	\$ -	100.00%
Transfer From Water and Sewer Fund	2,500,000	625,000	208,333	25.00
Utility Relocation Reimb for Hwy Projects	427,000	-	-	0.00
Florence County Infrastructure Reimb.	100,000	-	-	0.00
FSD1 Reimbursement	191,000	-	-	0.00
From Capital Construction	1,250,000	312,500	104,167	25.00
Hurricane Matthew	192,000	21,053	-	10.97
Investment Earnings	25,000	7,593	2,480	30.37%
Total Revenues	\$ 6,936,000	\$ 3,217,146	\$ 314,980	46.38%
	Current Budget	Year-to-date Total	Current Month	Percent of Budget
Expenses:				
Oakdale Area Water Pressure Impr		3,000	3,000	0.00
Elevated Water Tank Inspection/Maint	300,000	-	-	0.00
Jeffries Creek Beaver Management	7,000	-	-	0.00
Water Line Ext. Requests - Florence County	100,000	1,279	-	1.28
SCDOT Road Widening - Pamplico Hwy	555,000	2,170	-	0.39
S Cashua Utility Relocation	1,178,000	161,222	158,073	13.69
WWMF Access Road	471,000	99,765	99,765	21.18
Hoffmeyer Rd Sewer Ext.	300,000	346,356	141,309	115.45
McCown St Water Plant Vessel Replace.	600,000	7,428	-	1.24
Florence Crossing Lift Station	-	22,937	21,689	0.00
Sumter St Sewer Improvement	250,000	-	-	0.00
Soccer Complex Water & Sewer	60,000	13,443	-	22.40
West Florence Annexations	600,000	-	-	0.00
Jeffries Creek Interceptor	25,000	-	-	0.00
Hampton Pointe - W/S Repair	66,000	120	-	0.18
The Grove W/S Replacement	-	293,017	107,541	0.00
Whipporwill Water Line - FEMA	38,000	120	-	0.31
National Cemetery Rd Water Line - FEMA	24,000	120	-	0.50
Stagecoach Rd Water Line - FEMA	50,000	120	-	0.24
Friendfield Rd Water - FEMA	25,000	120	-	0.48
Byrnes Dam at CCSC Water Line - FEMA	50,000	120	-	0.24
Stratton Dr Sewer Repair	1,000,000	16,484	-	1.65
SCDOT Alligator Road	100,000	2,400	-	2.40
N Williston Rd Water Line Crossing	-	6,542	-	0.00
Pisga Rd Water Line Extension	200,000	-	-	0.00
Ebenezer Rd Water Line Ext	278,000	-	-	0.00
SCDOT Bridge Replacement	30,000	-	-	0.00
Walnut St Sewer Repair	-	48,885	-	0.00
E. Evans Sewer Relocation	-	10,500	10,500	0.00
3rd Lp/Ench Meadow Rei Rollup	-	29,636	-	0.00
Utility Line Engineering/Legal	150,000	-	-	0.00
Reserve For Other Projects	479,000	-	-	0.00
Total Expenses	\$ 6,936,000	\$ 1,065,781	\$ 541,877	15.37%

Water & Sewer Utility Construction Revenues



Water & Sewer Utility Construction Expenses

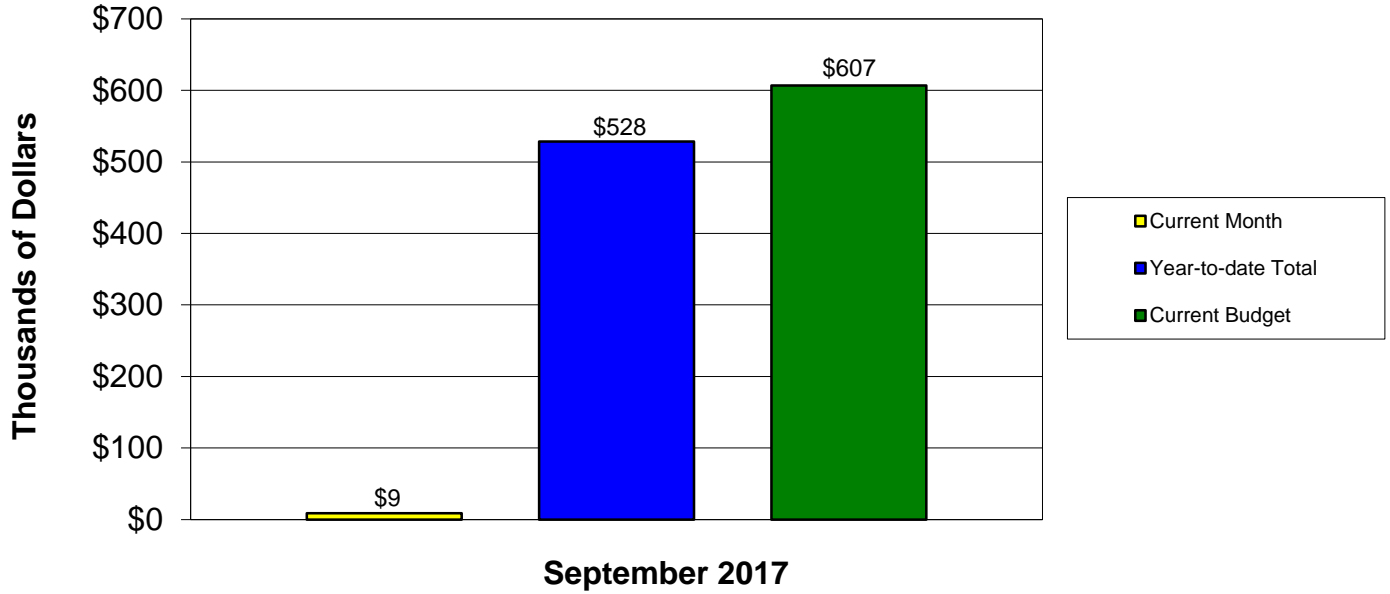


City of Florence, SC
Stormwater Construction Schedule of Revenues and Expenses
For the Month Ended September 30, 2017

	Current Budget	Year-to-date Total	Current Month	Percent of Budget
Revenues:				
From Unappropriated Reserves	\$ 502,000	\$ 502,000	\$ -	100.00%
Transfer from Stormwater Fund	100,000	25,000	8,333	25.00
DHEC 319 Grant	-	-	-	
Investment Earnings	5,000	1,399	454	27.98
Total Revenues	\$ 607,000	\$ 528,399	\$ 8,787	87.05%

	Current Budget	Year-to-date Total	Current Month	Percent of Budget
Expenses:				
Division Pipe Projects	\$ 10,000	\$ -	\$ -	0.00%
End-of-Pipe Water Quality Enhancement	5,000	-	-	0.00
Double-Barrell Pipe Repair	10,000	-	-	0.00
Timrod Park Pipe Outfall Improvement	60,000	35	35	0.06
NPDES Phase II Compliance	50,000	-	-	0.00
Malden-Damon Strom Drainage Imp	-	-	-	0.00
Walden St/Washington St. Storm Drain	5,000	2,458	-	49.16
Edisto/Jackson Storm Drain	40,000	4,789	-	11.97
Edisto/Madison Storm Drain	20,000	5,390	-	26.95
612 Marion St Storm Drain Pipe	20,000	2,441	-	12.21
Whitestone Dr. Storm Drain	25,000	-	-	0.00
Stephenson/Diggs Storm Drain	20,000	-	-	0.00
1713/1719 Norwood Dr Storm Drain	20,000	-	-	0.00
Aaron Cir Ditch/Driveway Pipe	35,000	-	-	0.00
Brandon Dr Storm Drain Pipe	35,000	-	-	0.00
Malden/Branson Storm Drain Imp	35,000	-	-	0.00
Stormwater Engineering	25,000	-	-	0.00
Reserved For Other Projects	192,000	-	-	0.00
Total Expenses	\$ 607,000	\$ 15,113	\$ 35	2.49%

Stormwater Utility Construction Revenues



Stormwater Utility Construction Expenses

