

FULL LIFE. FULL FORWARD.

FLORENCE

SOUTH CAROLINA



ANNUAL BUDGET

FISCAL YEAR
2020 - 2021

CITY OF FLORENCE, SC
ANNUAL BUDGET
2020 – 2021

**CITY OF FLORENCE, SOUTH CAROLINA
PRINCIPAL OFFICIALS
JULY 1, 2020**

GOVERNING BODY

Stephen J. Wukela, Mayor

Frank J. Brand, II, Mayor Pro Tempore

Octavia Williams-Blake

Teresa Myers Ervin

George D. Jebaily

Pat Gibson-Hye Moore

Glynn F. Willis

ADMINISTRATION

Randall S. Osterman, City Manager

Scotty B. Davis, Deputy City Manager

Kevin V. Yokim, Assistant City Manager

James C. Moore, Assistant City Manager

Allen L. Heidler, Police Chief

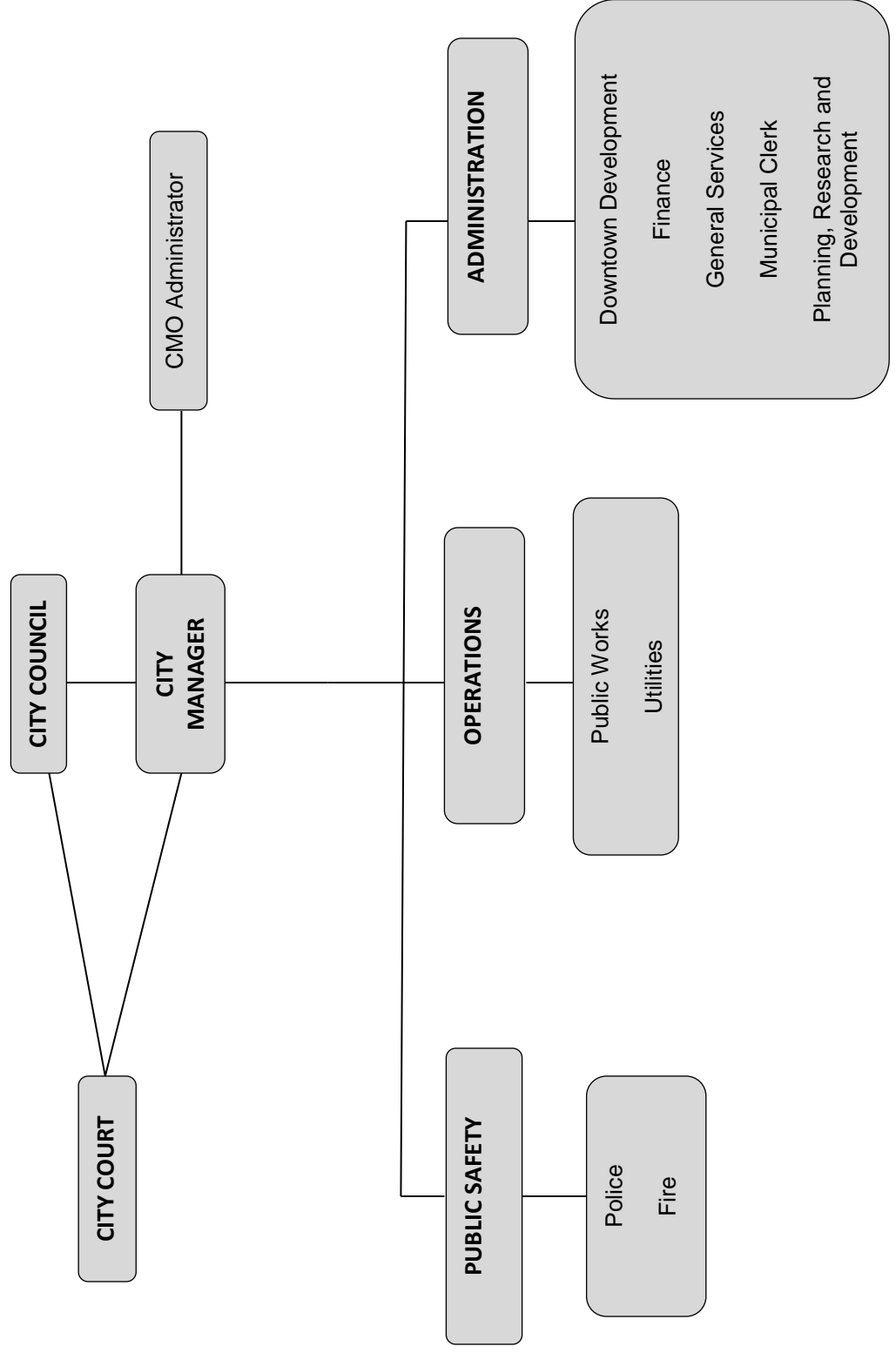
Shannon Tanner, Interim Fire Chief

Charles E. Pope, Jr., Public Works Director

Michael D. Hemingway, Utilities Director

Jerry B. Dudley, Planning Director

**CITY OF FLORENCE
ORGANIZATIONAL CHART
FY 2020-21**



City of Florence, SC Annual Budget FY 2020 – 2021

Table of Contents

Introductory Section	1
City Manager’s Budget Transmittal Letter	2
Budget Ordinance	9
 General Fund	 14
General Fund Revenues	15
Revenue Sources	17
General Fund Expenditures	19
Comparison of Expenditures	21
Appropriations by Activities	23
Departmental Operating Budgets	
City Council	26
Legal Services	27
City Court	28
City Manager	29
Finance and Accounting	30
Human Resources	31
Community Services	32
Police	33
Fire	35
Beautification and Facilities	36
Sanitation	39
Equipment Maintenance	41
Recreation Services and Sports Tourism	42
Athletic Programs	44
Planning, Research and Development	46
Building Inspections & Permits	47
Debt Service	48
Other Employee Benefits	48
General Insurance/Claims	48
Community Programs	48
Non-Departmental	49
Total of Each Activity Account/Operating Expenditure	50
General Fund Debt Service Budget	55
 Water and Sewer Utilities Enterprise Fund	 57
Water and Sewer Utilities Enterprise Fund Revenues	58
Revenue Sources	60
Water and Sewer Utilities Enterprise Fund Expenses	62
Comparison of Expenses	64
Appropriations by Activities	65

Departmental Operating Budgets	
Utility Finance	66
Engineering	68
Waste Water Treatment	69
Surface Water Production	71
Ground Water Production	73
Distribution Operations	74
Collection Operations	76
Debt Service	77
Other Employee Benefits	77
General Insurance/Claims	77
Non-Departmental	77
Total of Each Activity Account/Operating Expense	78
Stormwater Utility Enterprise Fund	80
Stormwater Utility Enterprise Fund Revenues	81
Revenue Sources	83
Stormwater Utility Enterprise Fund Expenses	84
Comparison of Expenses	86
Appropriations by Activities	87
Department Operating Budgets	
Stormwater Operations	88
Debt Service	89
Other Employee Benefits	89
General Insurance/Claims	89
Non-Departmental	89
Total of Each Activity Account/Operating Expense	90
Utility Construction Funds	91
Water and Sewer Utilities Funding Sources and Projects	92
Stormwater Utility Funding Sources and Projects	93
Equipment Replacement Funds	94
Water and Sewer Capital Equipment Replacement Budget	95
Stormwater Capital Equipment Replacement Budget	96
Hospitality Fund	97
Hospitality Fee Funding Sources and Expenditures	98

INTRODUCTORY SECTION
ANNUAL BUDGET
2020 – 2021

**CITY MANAGER'S
BUDGET TRANSMITTAL LETTER**



July 1, 2020

Mayor and Members of City Council
City of Florence, South Carolina

I am pleased to present the balanced budget for the fiscal year beginning July 1, 2020 and ending June 30, 2021. This budget, adopted by City Council on June 8, 2020, serves as the policy document that establishes the City's financial direction for the fiscal year. The City's budget is prepared annually in accordance with direction and guidance from City Council and through the efforts of each of the City's department directors and staff.

This budget, both Operating and Capital, make possible the many services and facilities provided by the City which contribute to and improve upon the standard of living that each resident of the City of Florence enjoys. The City has embraced a **Full Life. Full Forward.** community life style. While encouraging our citizens to live a full life with endless possibilities and enjoying the many art venues, recreation facilities, and varieties of businesses; the City, community leaders, and citizens work together to move Florence forward by fostering entrepreneurship, encouraging a healthy lifestyle, and offering cultural events which showcase local artisans as well as traveling artists and entertainers. The City provides a wide variety of services and programs to its citizens for virtually every age and lifestyle. The City is continuing its mission to improve the quality and standard of living of citizens in areas that have been underserved for many years, through the City's neighborhood redevelopment program and improving facilities and infrastructure in those areas. This budget seeks to continue the essential services that protect residents' quality of life, such as neighborhood policing, maintaining our athletic and recreational facilities, supporting local youth and senior programs, and other services that make our City a great place to live and work.

BUDGET DEVELOPMENT

The budget development process began with a planning and budgeting work session held with City Council and staff on March 17, 2020. In this meeting a budget overview and number of initiatives and related opportunities for and challenges to the City were reviewed and discussed. Updates on a variety of ongoing projects as well as those in the planning phase were presented at this meeting. The following topics were considered and discussed:

- **Proposed 10-Year Water & Sewer Rates**
 - Rate structure to begin July 1, 2020 and end on June 30, 2030
 - Contracted with an independent rate consultant to perform a comprehensive rate study of the City's utility rates for the next ten years
 - Water & Sewer Rates will increase 1% for the first three years
 - Water & Sewer Rates will increase 2% and 3% respectively for years four through ten
 - Rate increases will assist in funding the construction of a new wastewater treatment plant, to commence in the next five or six years

- **Police Vehicles**
 - Timeline for Vehicle Purchases
 - Pre-Recession
 - Recession

- Post-Recession
 - Purchases
 - Challenges
 - Proposed Purchases
- **Fire Department Facilities**
- Planned Action Based on Growth
 - Relocation of Ben Dozier Fire Station to Jody Road
 - Additional fire station near W. Palmetto/Ebenezer Rd
 - Additional apparatus and personnel required
- **Stormwater**
- Funding for Proposed Future Stormwater Projects
 - Current stormwater bonds mature June 1, 2021
 - ERU rate
 - Thirteen proposed projects identified
- **Growth and Development**
- Census
 - Population estimates and Census challenges
 - Census 2020
 - Benefits to the Community
 - Outreach efforts
 - Road System Overview
 - The City currently:
 - Maintains approximately 110 miles of roadway
 - Has 46 roadways with a rating of 4 or less
 - Has 135 roadways with a rating of 5 or 6
 - Has 150 roadways with a rating of 7 or better
- **Human Resources**
- Class I Police Officer's salary adjustment to be competitive with recruitment and retention of qualified officers
 - Firefighter's salary adjustment to be competitive with recruitment and retention of firefighters
- **Proposed Bond Issues**
- \$31.5 million IPRB and General Obligation Bond planned for September 2020
 - Project Urban Square
 - Sports Complex
 - Two new fire stations
 - Carolina Theater

BUDGET SUMMARY

The fiscal year 2020-21 budget totals \$91,098,000 and is summarized by fund as follows:

General Fund	\$40,685,000
General Fund Debt Service Fund	455,000
W/S Utilities Enterprise Fund	35,538,000

Stormwater Utility Enterprise Fund	1,430,000
W/S Utilities Construction Fund	6,790,000
Stormwater Utility Construction Fund	379,000
W/S Utilities Equipment Replacement Fund	895,000
Stormwater Equipment Replacement Fund	320,000
Hospitality Fund	4,606,000

Included in the FY 2021 budget is a cost-of-living adjustment for all employees as well as eligibility of all employees for performance-based merit pay increases. The cost of living and merit pay eligibility will become effective January 1, 2021. Also included in the budget is a projected 7% increase in the City's premiums to cover employees under the State Health Insurance Plan, with no increase for employees. The City's experience rating decreased to zero, so that the overall cost of health insurance decreased.

In 2017 certain changes to the South Carolina Retirement System were signed into state law to address the state's unfunded pension liability. This law incorporates a change to the City's contribution rates effective July 1, 2018 and will continue to increase 1% annually through July 1, 2022. The City's contribution rate for FY 2020-21 for both the SC Retirement System (SCRS) and the Police Officers Retirement System (PORS) would have increased 1% to 16.56% and 19.24% respectively. However, due to COVID-19 the 1% increase for FY 2020-21 has been deferred by the South Carolina General Assembly. The eventual scheduled employer rate is 18.56% for SCRS and 21.24% for PORS. The employee contribution rate for SCRS is capped at 9%. The employee contribution rate for PORS is capped at 9.75%.

The City's main operating funds are briefly discussed below to highlight certain conditions in this budget and changes from the prior year budget.

General Fund – The City's General Fund is the primary operating fund that provides for essential City services including public safety, public works, recreation, athletics, planning and development, building inspections and permits, and administrative/support services. The approved FY 2020-21 General Fund budget totals \$40,685,000, representing an increase of 5.71% over the prior year original approved budget.

Property tax operating and debt service millage remains the same as the prior fiscal year, after amendment due to the 2019 countywide property tax reassessment. The total property tax rate is 61.8 mills, which includes 59.1 operating mills and 2.7 mills for debt service.

A one dollar per month increase in the rollcart/equipment replacement fee was incorporated into the FY 2018-19 budget. This fee is used to provide for the replacement of roll carts and continue the cycle of residential sanitation truck replacement. The fee adjustment increased the rate from \$0.75 to \$1.75 per month effective with garbage fees billed for collection on and after July 1, 2018. Additionally, this fee will be increased to \$2.75 effective with garbage fees billed for collection on and after July 1, 2020. These fee adjustments serve to ensure that the City will continue regularly scheduled replacements of sanitation trucks. Even with these fee adjustments, the City's total garbage collection fees remain comparatively low. The City's costs to provide sanitation services are subsidized by property taxes and business licenses fees. Average privately contracted residential services range from \$20 to \$95 per month for weekly garbage collection. The contracted garbage collection fee does not include additional services such as recycling or yard waste collection, which are also a part of City-provided sanitation services.

To aid in balancing the General Fund budget, the City will continue the mandatory hold requirement for replacement hiring up to 16 weeks. A number of additional actions were incorporated to balance the General Fund budget including operational funding request adjustments, capital funding request eliminations, and end-of-current-year capital purchases.

Funding for community programs has increased in the FY 2020-21 budget by \$20,500 from the prior fiscal year. This change results from a \$24,500 increase in funding to PDRTA, a decrease of \$10,000 in funding for the Florence Family Support Center, a decrease of \$7,000 for funding The Manna House, an increase of \$1,000 for funding My Brother's Keeper, and the addition of two new programs Foster Care Clothing Closet in the amount of \$7,000 to provide clothing and other necessities to children in foster homes and the Pee Dee Coalition in the amount of \$5,000 to provide services to victims and families of family violence, sexual assault, and child abuse.

Water and Sewer Utilities Enterprise Fund – The Water and Sewer Utilities Enterprise Fund budget totals \$35,538,000 for FY 2020-21. This amount represents a 0.34% decrease from the prior year original approved budget.

The City's combined water and wastewater system is a highly-regulated enterprise that requires extensive fiscal resources for long-term viability to serve growing demands of the Florence area. The system continues to face increasing operating and capital expenses related to its collection system. In response to these and other challenges, the City performed a comprehensive study of the operating, capital, and long-term debt service requirements to determine revenue sufficiency for these needs. The analysis revealed that rates for the combined water and wastewater system should be revised to meet current and future financial requirements.

Based on the recommendations of a comprehensive ten-year rate study, City Council is considering an ordinance incorporating the recommended rates. This ordinance will revise and update the City's water and sewer rate schedules through fiscal year 2030. In anticipation of the ordinance being adopted, the Water and Sewer Utilities Enterprise Fund budget for FY 2020-21 includes a rate increase for both water and sewer services that reflects an inflation adjustment.

The City of Florence, at the request of the Environmental Protection Agency (EPA) and the South Carolina Department of Health and Environmental Control (SCDHEC), acquired ownership in January 2014 of the Timmonsville water and sewer utility system, a system that was not in compliance with EPA and SCDHEC regulations. As part of the acquisition, the City of Florence entered into a consent decree with EPA and SCDHEC which was based upon a plan of necessary corrective actions identified by the City's engineers. Funding for the project incorporates grants from numerous sources as well as low interest and principal forgiveness loans from the State Revolving Fund loan program. All work to upgrade the system has been completed and the close-out package has been filed confirming that the work required to bring the Timmonsville system into compliance with EPA and SCDHEC regulation has been finalized. Operational costs associated with the acquisition of the Timmonsville system are included as part of the FY 2020-21 budget.

To realize future cost savings, the City's combined Water and Wastewater System is installing a FlexNet Radio Read System over the next several years. The FlexNet system is an automated metering system that utilizes a radio frequency network to communicate with meters throughout the City of Florence water system for billing and other information reporting. The City will replace approximately 31,700 meters currently read manually with automatic meter readings. The FlexNet system will significantly reduce costs of collecting consumption billing data. The cost savings over 9 years is projected to be \$11.5 million. Originally, the FlexNet system was installed for customers on the Timmonsville system and has proved reliable and accurate. The City began replacing meters in FY 2019-20 and have completed approximately 11% of the project.

A current challenge that the City's combined water and sewer utility system faces is that the Jefferies Creek Sewer Collection Interceptor is nearing capacity. This interceptor is the principal means of wastewater conveyance to the City's wastewater management facility. Until the City acquired the Timmons ville utility system, the Florence facility was the only wastewater treatment plant available to the City. Utilizing the Timmons ville wastewater facility gives the City a second facility and the ability to reconsider the future of its collection system.

Staff has developed a new concept to manage the growing demands on the City's collection system and wastewater facilities. This concept includes maximizing the existing Timmons ville wastewater facility by 1) directing new growth to the Timmons ville facility; 2) constructing a new wastewater management facility in the western area of Florence, and 3) redirecting a previously proposed \$35 million pump-around solution from the existing Florence facility to the new wastewater facility.

This new approach accommodates continued annexations, growth and regional development near Timmons ville and Darlington County. It also improves capacity limitations of the Jefferies Creek Interceptor, and reserves capacity at the current facility and collection system to maximize growth within the service area.

Stormwater Utility Enterprise Fund – The Stormwater Utility Enterprise Fund budget totals \$1,430,000 for FY 2020-21. This amount represents a 2.14% increase over the prior year's original approved budget.

Since the adoption of the Stormwater Utility and the supporting rate structure in 2001, the City has completed numerous projects funded with revenues generated by the Stormwater Enterprise Fund. Of these completed projects, approximately 20 were of a size and scope that necessitated the use of long-term capital financing through a Revenue Bond issue in 2006. The FY 2020-21 budget includes debt service funding for the 15th year of a 15-year financing for these projects.

The Stormwater Utility has funded additional stormwater construction projects not financed by the 2006 Revenue Bond on a year-to-year basis through annual transfers to the Stormwater Utility Construction Fund. Most of the projects in the Construction Fund have been smaller with a cost of generally no greater than \$100,000 per project. The City has had no increase in the stormwater fee schedule since the adoption of the original rate ordinance in August 2001.

Revenues have grown only gradually each year since the City began collecting a stormwater fee. To provide for increased transfers to the Stormwater Utility Construction Fund sufficient to accomplish increasing demands and larger projects and in anticipation of issuing a new Revenue Bond for additional improvements in 2021 (when the 2006 Revenue Bond is fully paid), the adoption of an increase in the Stormwater Fee of \$0.50 per month per ERU is needed. This increase will allow for \$6,630,000 in revenue bonds to be issued which will provide funding for thirteen identified projects.

Hospitality Fund – The approved FY 2020-21 Hospitality Fund budget totals \$4,606,000. While this amount represents a total decrease of \$559,000 or a 10.82% reduction from the FY 2019-20 original budget of \$5,165,000, this decrease is not due to a reduction in Hospitality Fee Revenues. The last of four annual payments (\$750,000) dedicated to debt service for the construction of the Soccer Complex and the Regional Recreation/Gymnasium Facility was received in FY 2019-20 as a grant from the Drs. Bruce and Lee Foundation. Due to the COVID-19 pandemic, Hospitality Fee collections is projected to decrease in the FY 2019-20 revenues over the prior year. However, we are hopeful that the conditions will improve so the FY 2020-21 Hospitality Fund Budget will show an improvement in revenues and return to the level of growth that the City has realized in past.

The Hospitality Fund provides for expenses designed to promote tourism and enhance the tourist experience. Approximately 49% of the Hospitality Fund budget is used to finance capital and debt service costs for tourism-related facilities including the Florence Center, the Veterans Memorial Park, the Florence Tennis Center, a Regional Recreation and Gymnasium Facility, and an appropriation for the 2016 Special Obligation Bond for downtown tourism related improvements. Operational funding for the Florence Center, athletic facilities operations, the Florence Museum, Florence Downtown Development Corporation, Historic District street lighting, and restroom facilities rental at the James Allen Plaza represents approximately 49% of the Hospitality Fund budget. Downtown and other tourism promotions, redevelopment incentives, and contingency funds are also included in the FY 2020-21 Hospitality Fund budget and represent approximately 2% of the total anticipated expenditures in this fund.

CONCLUSION

Through this budget the Council of the City of Florence strives to improve relationships between City staff and the community that we serve. We are continuing to improve our downtown areas and other amenities to improve the quality of life for our citizens and to attract new businesses to relocate to the Florence area to provide new employment opportunities. Another key element in promoting a better quality of life is the City's continued commitment to the North and East area neighborhoods which in the past have not received the attention and assistance needed to provide a safe and healthy environment to live.

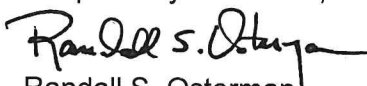
Neighborhoods are the fabric and soul of our city. Neighborhoods are where families reunite and friends gather to celebrate. The City continues to fund on an annual basis additional monies in support of neighborhood redevelopment. Through these residential development efforts, the City is successfully removing blight, improving living conditions, and stabilizing targeted neighborhoods.

Our workforce is the face and heart of city government. The hard-working employees of the City serve, protect, support, and interact with the community. This interaction creates and embodies the public's perception of our City. To continue attracting dedicated employees, this budget includes a 2% cost of living adjustment and the opportunity to earn up to an additional 2% merit raise, both of which become effective January 1, 2020. The budget also includes a 1% additional payment by the City into the SC Retirement System to cover employee retirement benefits.

The City strives to develop events for the area that bring people from all cultures, races, and social and economic backgrounds together. Events such as Florence After Five, Oktoberfest, Downtown Christmas Magic, Chocolate Crawl, and the Downtown Farmer's Market offer entertainment, culture, and food for all to enjoy.

The FY 2019-20 budget reflects the vision and dedication by both City Council and staff to the community that we will stay the course to maintain and further enhance the vibrancy and livability of our city. City staff stands ready to follow City Council's leadership as we continue the pursuit of an improved quality of life for the citizens of Florence, moving "Full Life. Full Forward."

Respectfully submitted,



Randall S. Osterman
City Manager

BUDGET ORDINANCE
ANNUAL BUDGET
2020 – 2021

ORDINANCE NO. 2020- 17

AN ORDINANCE TO RAISE REVENUE AND ADOPT A BUDGET FOR THE CITY OF FLORENCE, SOUTH CAROLINA, FOR THE FISCAL YEAR BEGINNING JULY 1, 2020, AND ENDING JUNE 30, 2021.

WHEREAS, § 5-7-260 of the South Carolina Code of Laws (as amended) requires that a Municipal Council shall act by ordinance to adopt budgets and levy taxes pursuant to public notice.

NOW, THEREFORE, BE IT ORDAINED by the City Council of the City of Florence in Council duly assembled and by the authority of the same:

Section 1

- (a) There is hereby adopted a General Fund budget for the City of Florence for the fiscal year beginning July 1, 2020, and ending June 30, 2021, as filed in the office of the City Clerk which is hereby incorporated by reference as if set forth fully herein, providing for revenues and appropriations in a total amount of \$40,685,000.
- (b) Further, there is hereby adopted a General Fund Debt Service Fund budget for the City of Florence for fiscal year beginning July 1, 2020, and ending June 30, 2021, as filed in the office of the City Clerk which is hereby incorporated by reference as if set forth fully herein, providing for revenues and appropriations in the total amount of \$455,000.
- (c) Further, there is hereby adopted a Water and Sewer Utilities Enterprise Fund budget for the City of Florence for fiscal year beginning July 1, 2020, and ending June 30, 2021, as filed in the office of the City Clerk which is hereby incorporated by reference as if set forth fully herein, providing for revenues and appropriations in a total amount of \$35,538,000.
- (d) Further, there is hereby adopted a Stormwater Utility Enterprise Fund budget for the City of Florence for the fiscal year beginning July 1, 2020, and ending June 30, 2021, as filed in the office of the City Clerk which is hereby incorporated by reference as if set forth fully herein providing for revenues and appropriations in the total amount of \$1,430,000.
- (e) Further, there is hereby adopted a Water and Sewer Utilities Construction Fund budget for the City of Florence for fiscal year beginning July 1, 2020, and ending June 30, 2021, as filed in the office of the City Clerk which is hereby incorporated by reference as if set forth fully herein, providing for revenues and appropriations in a total amount of \$6,790,000.
- (f) Further, there is hereby adopted a Stormwater Utility Construction budget for the City of Florence for fiscal year beginning July 1, 2020, and ending June 30, 2021, as filed in the office of the City Clerk which is hereby incorporated by reference as if set forth fully herein, providing for revenues and appropriations in a total amount of \$379,000.

Fiscal Year 2020-21 Budget Ordinance (continued)

- (g) Further, there is hereby adopted a Water and Sewer Utilities Equipment Replacement Fund budget for the City of Florence for the fiscal year beginning July 1, 2020, and ending June 30, 2021, as filed in the office of the City Clerk which is hereby incorporated by reference as if set forth fully herein providing for revenues and appropriations in the total amount of \$895,000.
- (h) Further, there is hereby adopted a Stormwater Utility Equipment Replacement Fund budget for the City of Florence for the fiscal year beginning July 1, 2020, and ending June 30, 2021, as filed in the office of the City Clerk which is hereby incorporated by reference as if set forth fully herein providing for revenues and appropriations in the total amount of \$320,000.
- (i) Further, there is hereby adopted a Hospitality Fund budget for the City of Florence for the fiscal year beginning July 1, 2020, and ending June 30, 2021, as filed in the office of the City Clerk which is hereby incorporated by reference as if set forth fully herein providing for revenues and appropriations in the total amount of \$4,606,000. Authorized as part of this ordinance and incorporated into the Hospitality Fund budget is a commitment by the City of Florence to contribute to the operations and maintenance costs of the Florence County Museum for the fiscal year beginning July 1, 2020, and ending June 30, 2021, and for future fiscal years through June 30, 2025 pursuant to the Memorandum of Understanding Between Florence County and the City of Florence dated April 25, 2013.

Section 2

In accordance with § 6-1-320 of the South Carolina Code of Laws (as amended), a tax for general operating purposes for the period from July 1, 2020, and ending June 30, 2021, for the sums and in the amount hereinafter mentioned, is and shall be levied, collected and paid into the treasury of the City of Florence for the operational use and service thereof. A tax of fifty nine and one-tenth (59.1) mills upon each one dollar (\$1.00) in value of real estate and personal property of every description owned and used in the City of Florence, South Carolina, is and shall be levied and paid into the City treasury for the credit to the City of Florence for the corporate purposes, improvements, and for the purpose of paying current operating expenses of said municipality. Such tax, set at the same operating millage rate as the previous fiscal year, is levied on property assessed for taxation for County and State purposes.

Section 3

In accordance with of § 6-1-320 of the South Carolina Code of Laws (as amended), a tax for general obligation bond indebtedness for the period from July 1, 2020, and ending June 30, 2021, for the sums and in the amount hereinafter mentioned, is and shall be levied, collected and paid into the treasury of the City of Florence for the purpose of meeting general obligation bond debt service requirements. A tax of up to, but not exceeding, four (4.0) mills upon each one dollar (\$1.00) in value of real estate and personal property of every description owned and used in the City of Florence, South Carolina, is and shall be levied and paid into the City treasury for the credit to the City of Florence for the purpose of

Fiscal Year 2020-21 Budget Ordinance (continued)

providing and paying for general obligation bond debt of the municipality. Such tax is levied on property that is assessed for taxation for County and State purposes.

Section 4

In accordance with § 23-47-10 through § 23-47-80 of the South Carolina Code of Laws (as amended), and § 14-93 through § 14-98 of the City of Florence, SC Code of ordinances (as amended), funding is and shall be provided to allow for the operation, maintenance, and enhancements of the E-911 system through a monthly charge of seventy-seven cents (\$0.77) upon each local exchange access line in the area served by or which would be served by the E-911 service and/or system of the City. Such charges are specifically enforceable under § 23-47-50 (B) of the SC Code of Laws. E-911 fees collected by the City of Florence shall be used to fund the acquisition of Police and Fire communications equipment in compliance with § 23-47-40 (B) of the South Carolina Code of Laws, as amended. Funding in the total amount of \$560,000 is hereby appropriated and allocated in increments of approximately \$80,000 per year over a seven-year period, from fiscal year beginning July 1, 2015 through fiscal year ending June 30, 2022 as part of a multi-year communications equipment budget provided pursuant to the Florence City Council adoption of Resolution No. 2015-13.

Section 5

The City Manager shall administer the budget and may authorize the transfer of appropriate funds within and between departments as necessary to achieve the goals of the budget. The City Manager is authorized to assign fund balance intended to be used for specific purposes.

Section 6

The City Manager or his designee is authorized to execute all necessary documents relating to the lease-purchase financing of equipment specifically authorized in the budget as presented or amended by City Council for fiscal year beginning July 1, 2020, and ending June 30, 2021. This action further constitutes a resolution of City Council authorizing and approving such equipment for lease-purchase acquisition, and this ordinance shall serve as representation of this resolution.

Section 7

If for any reason, any sentence, clause or provision of this Ordinance shall be declared invalid, such shall not affect the remaining provisions thereof.

Section 8

That all ordinances or parts of ordinances conflicting with the provisions of this Ordinance are hereby repealed, insofar as the same affect this Ordinance.


Fiscal Year 2020-21 Budget Ordinance (continued)

Section 9


That this Ordinance shall become effective on July 1, 2020.

ADOPTED THIS 8th DAY OF June, 2020.

Approved as to form:




James W. Peterson, Jr.
City Attorney



Stephen J. Wukela
Mayor

Attest:



Amanda P. Pope
Municipal Clerk

**APPROVED ON FIRST READING AT A
MEETING OF FLORENCE CITY COUNCIL
DATE 5.11.2020
ADOPTED ON SECOND READING
DATE 6.8.2020
COPY TO K. Yokim**

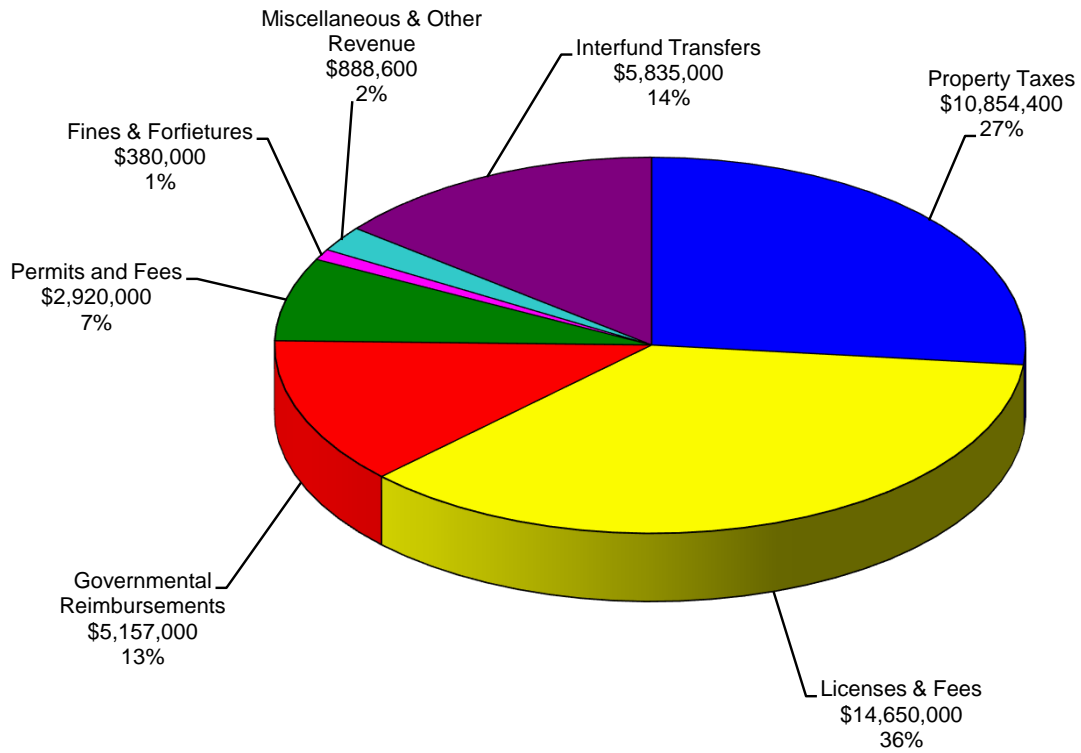
**GENERAL FUND
ANNUAL BUDGET
2020 – 2021**

GENERAL FUND REVENUES

City of Florence, SC

General Fund

\$40,685,000



Revenue Budget
Fiscal Year 2020-2021

**CITY OF FLORENCE, SOUTH CAROLINA
REVENUE SOURCES**

		Last Year Actual	Original Budget 2019-2020	Revised Budget 2019-2020	Estimated Receipts 2019-2020	Recommended Budget 2020-2021
GENERAL FUND						
PROPERTY TAX						
100100-401000	Property Tax	\$5,301,659	\$5,070,000	\$5,250,000	\$5,250,000	\$5,325,000
100100-401100	Homestead Exemption	\$306,176	\$305,000	\$305,000	\$305,000	\$310,000
100100-401110	Merchants Inventory Tax	\$299,603	\$299,600	\$299,600	\$299,600	\$299,600
100100-401120	Penalties on Current Taxes	\$9,066	\$7,000	\$7,000	\$7,000	\$7,500
100100-401130	Property Tax Credit	\$4,209,910	\$4,167,000	\$4,300,000	\$4,400,000	\$4,510,000
100100-401140	PILOT - Housing Authority	\$144,912	\$145,000	\$145,000	\$145,500	\$146,000
100100-401145	Motor Carrier/FILO	\$115,486	\$112,000	\$115,000	\$115,000	\$116,000
100100-401200	Delinquent Taxes	\$157,420	\$135,000	\$135,000	\$140,000	\$140,300
	TOTAL	\$10,544,232	\$10,240,600	\$10,556,600	\$10,662,100	\$10,854,400
LICENSES						
100110-405010	Current Business License	\$5,431,705	\$5,440,000	\$5,570,000	\$5,600,000	\$5,700,000
100110-405020	Insurance License	\$4,192,051	\$3,890,000	\$4,200,000	\$4,200,000	\$4,245,000
100110-405050	Telecommunications License	\$190,195	\$200,000	\$190,000	\$190,000	\$195,000
100110-405080	Delinquent Business License	\$199,340	\$220,000	\$200,000	\$200,000	\$210,000
100110-405100	Franchise Fees	\$4,180,894	\$4,260,000	\$4,310,000	\$4,271,000	\$4,300,000
	TOTAL	\$14,194,184	\$14,010,000	\$14,470,000	\$14,461,000	\$14,650,000
GOVERNMENTAL REIMBURSEMENTS						
100120-405500	Community Development	\$55,300	\$52,900	\$52,900	\$52,900	\$54,800
100120-410000	Sales Tax Revenue	\$2,663,393	\$3,000,000	\$3,200,000	\$3,300,000	\$3,280,000
100120-410010	State A-Tax - 5% Funds	\$72,911	\$70,000	\$70,000	\$73,000	\$75,000
100120-410015	Equipment Rental Fee	\$314,066	\$300,000	\$310,000	\$315,000	\$320,000
100120-410020	Local Government Fund	\$847,280	\$878,000	\$878,000	\$878,500	\$922,500
100120-411110	SRO Program	\$348,407	\$353,000	\$353,000	\$318,000	\$320,000
100120-411510	FEMA Reimbursement	\$96,961	\$0	\$21,400	\$0	\$0
100120-415040	Marketing and Promotions	\$117,800	\$120,000	\$140,000	\$140,000	\$140,000
100120-790000	Miscellaneous Grants	\$57,717	\$81,000	\$81,000	\$81,000	\$4,000
100120-795000	Police Grants	\$19,856	\$12,000	\$30,700	\$30,700	\$40,700
	TOTAL	\$4,593,691	\$4,866,900	\$5,137,000	\$5,189,100	\$5,157,000
PERMITS AND FEES						
100130-415010	Landfill Fees	\$1,673,667	\$1,670,000	\$1,700,000	\$1,750,000	\$1,800,000
100130-415020	Sanitation Collection Fees	\$330,634	\$335,000	\$335,000	\$335,000	\$345,000
100130-415030	Planning and Zoning Fees	\$22,048	\$20,000	\$25,000	\$30,000	\$30,000
100130-415035	Building Permits	\$544,688	\$390,000	\$450,000	\$600,000	\$610,000
100130-415060	Gymnastics Program Fees	\$87,607	\$85,000	\$80,000	\$84,000	\$80,000
100130-415070	Batting Cage User Fees	\$7,669	\$5,000	\$5,500	\$6,000	\$5,000
100130-415081	Freedom Florence Gate Fees	\$63,282	\$75,000	\$50,000	\$55,000	\$50,000
	TOTAL	\$2,729,595	\$2,580,000	\$2,645,500	\$2,860,000	\$2,920,000

**CITY OF FLORENCE, SOUTH CAROLINA
REVENUE SOURCES**

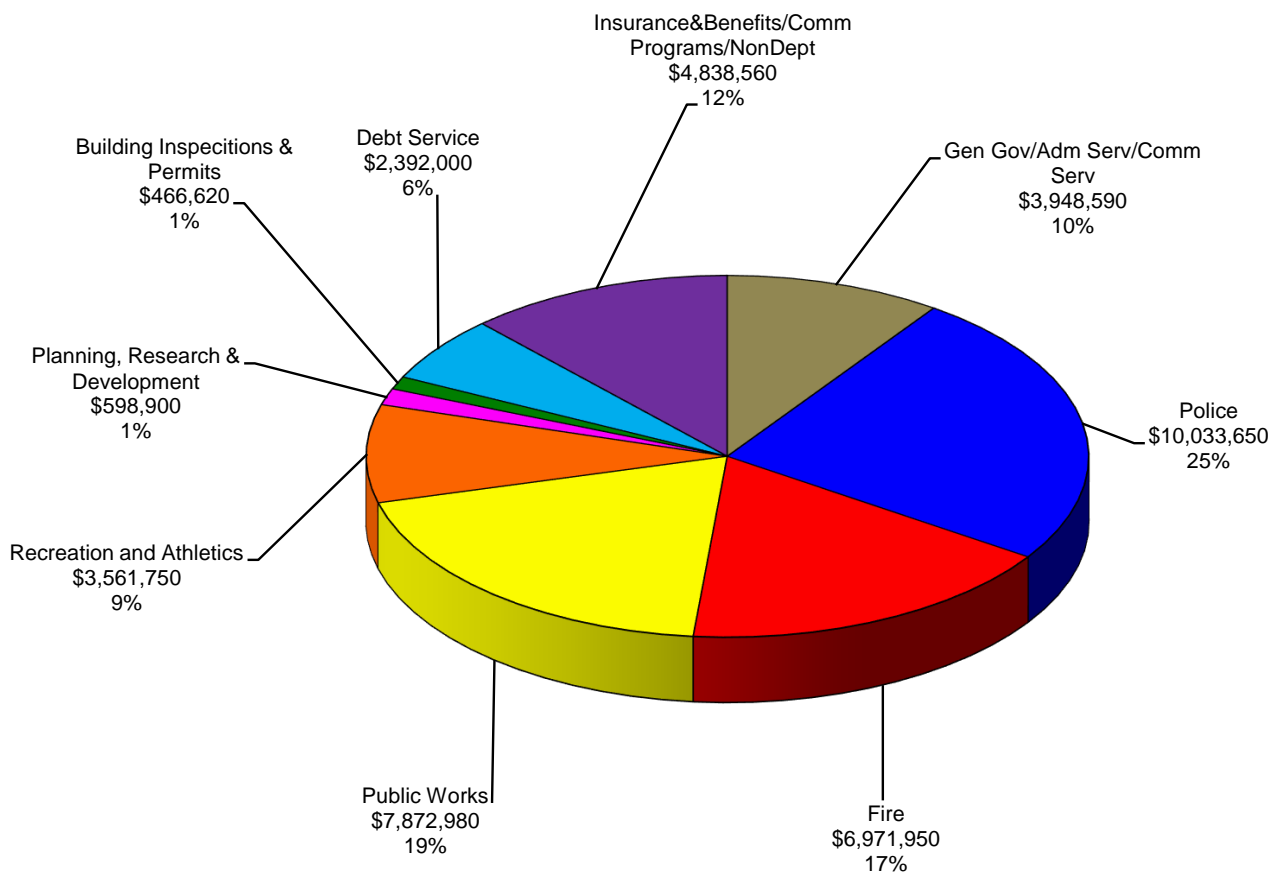
		Last Year Actual	Original Budget 2019-2020	Revised Budget 2019-2020	Estimated Receipts 2019-2020	Recommended Budget 2020-2021
FINES & FORFEITURES						
100140-420010	Criminal Fines	\$49,927	\$50,000	\$40,000	\$30,000	\$50,000
100140-420020	Traffic Fines	\$270,320	\$325,000	\$245,000	\$210,000	\$325,000
100140-420030	Parking Violation Fines	\$4,000	\$5,000	\$3,000	\$2,000	\$2,000
100140-420040	Animal Control Fines	\$3,525	\$3,000	\$3,000	\$3,000	\$3,000
	TOTAL	\$327,771	\$383,000	\$291,000	\$245,000	\$380,000
INVESTMENT EARNINGS						
100300-425010	Interest Revenue	\$157,519	\$140,000	\$150,000	\$210,000	\$200,000
	TOTAL	\$157,519	\$140,000	\$150,000	\$210,000	\$200,000
MISCELLANEOUS						
100325-415100	Concessions Revenue	\$45,189	\$45,000	\$45,000	\$50,000	\$22,000
100325-415110	Pro Shop Revenue	\$23,160	\$18,000	\$25,000	\$40,000	\$8,000
100325-415120	Pet Adoptions	\$37,442	\$40,000	\$35,000	\$42,000	\$40,000
100325-415130	Other Animal Shelter Revenues	\$83,516	\$83,500	\$83,500	\$90,000	\$80,000
100325-430000	Miscellaneous Revenue	\$332,557	\$358,000	\$358,000	\$260,000	\$365,000
100325-430100	Rental Revenue	\$46,544	\$45,000	\$35,000	\$35,000	\$30,600
100325-440540	Provision for Uncoll Rev	\$0	\$0	(\$1,501,900)	\$0	\$0
	TOTAL	\$568,409	\$589,500	(\$920,400)	\$517,000	\$545,600
OTHER FUNDING SOURCES						
100375-425040	Insurance Reimbursements	\$214,552	\$110,000	\$120,000	\$155,000	\$143,000
100375-435010	From Unappropriated Reserve	\$0	\$0	\$5,593,200	\$0	\$0
	TOTAL	\$214,552	\$110,000	\$5,713,200	\$155,000	\$143,000
TRANSFERS						
100390-435020	From Water and Sewer Fund	\$3,760,000	\$3,778,000	\$3,778,000	\$3,778,000	\$3,970,000
100390-435030	From Stormwater Fund	\$175,000	\$175,000	\$175,000	\$175,000	\$175,000
100390-435040	From Hospitality Fund	\$1,180,000	\$1,333,000	\$1,333,000	\$1,333,000	\$1,400,000
100390-435050	From Victim Services Fund	\$78,103	\$83,000	\$83,000	\$82,000	\$89,000
100390-435100	From Roll Cart & Equipment Rep	\$207,038	\$200,000	\$200,000	\$119,000	\$201,000
	TOTAL	\$5,400,141	\$5,569,000	\$5,569,000	\$5,487,000	\$5,835,000
	TOTAL GENERAL FUND	\$38,730,094	\$38,489,000	\$43,611,900	\$39,786,200	\$40,685,000

GENERAL FUND
DEPARTMENTAL EXPENDITURES

City of Florence, SC

General Fund

\$40,685,000



Expenditure Budget
Fiscal Year 2020-2021

**CITY OF FLORENCE, SOUTH CAROLINA
COMPARISON OF EXPENDITURES**

	Last Year Actual	Revised Budget 2019-2020	Estimated Expenditures 2019-2020	Recommended Budget 2020-2021
GENERAL FUND				
GENERAL GOVERNMENT				
10041000 City Council	\$299,914	\$346,040	\$346,040	\$310,490
10041100 Legal Services	\$138,858	\$123,530	\$124,230	\$147,540
10041200 City Court	\$523,565	\$564,540	\$551,940	\$573,380
10041300 City Manager	\$449,587	\$501,020	\$503,420	\$724,370
TOTAL	\$1,411,924	\$1,535,130	\$1,525,630	\$1,755,780
FINANCE & ACCOUNTING				
10041501 Finance & Accounting	\$929,405	\$1,053,780	\$1,048,580	\$1,039,030
TOTAL	\$929,405	\$1,053,780	\$1,048,580	\$1,039,030
HUMAN RESOURCES				
10041600 Human Resources	\$627,461	\$718,740	\$718,740	\$706,890
TOTAL	\$627,461	\$718,740	\$718,740	\$706,890
COMMUNITY SERVICES				
10041900 Community Services	\$383,686	\$404,170	\$406,220	\$446,890
TOTAL	\$383,686	\$404,170	\$406,220	\$446,890
PUBLIC SAFETY				
10042100 Police	\$9,110,543	\$10,732,420	\$10,732,420	\$10,033,650
10042200 Fire	\$5,684,486	\$6,279,190	\$6,279,190	\$6,971,950
TOTAL	\$14,795,029	\$17,011,610	\$17,011,610	\$17,005,600
PUBLIC WORKS				
10043020 Beautification & Facilities	\$3,042,582	\$3,381,510	\$3,381,510	\$3,366,240
10043022 Sanitation	\$3,814,184	\$3,905,900	\$3,955,900	\$3,999,660
10043023 Equipment Maintenance	\$439,841	\$521,220	\$521,720	\$507,080
TOTAL	\$7,296,607	\$7,808,630	\$7,859,130	\$7,872,980
RECREATION & ATHLETICS				
10043024 Recreation Svcs/Sports Tourism	\$1,432,656	\$1,495,340	\$1,438,040	\$1,479,000
10043025 Athletic Programs	\$1,643,970	\$2,411,860	\$2,380,360	\$2,082,750
TOTAL	\$3,076,626	\$3,907,200	\$3,818,400	\$3,561,750
PLANNING RESEARCH & DEV				
10046300 Planning Research & Dev	\$298,234	\$521,760	\$521,760	\$598,900
TOTAL	\$298,234	\$521,760	\$521,760	\$598,900

**CITY OF FLORENCE, SOUTH CAROLINA
COMPARISON OF EXPENDITURES**

	Last Year Actual	Revised Budget 2019-2020	Estimated Expenditures 2019-2020	Recommended Budget 2020-2021
BUILDING INSPECTIONS & PERMITS				
10046400 Building Inspections & Permits	\$461,164	\$550,350	\$550,350	\$466,620
TOTAL	\$461,164	\$550,350	\$550,350	\$466,620
DEBT SERVICE				
10047000 Debt Service	\$1,243,668	\$1,242,000	\$1,242,000	\$2,392,000
TOTAL	\$1,243,668	\$1,242,000	\$1,242,000	\$2,392,000
EMPLOYEE BENEFITS				
10049000 Other Employee Benefits	\$754,470	\$781,000	\$797,000	\$790,280
TOTAL	\$754,470	\$781,000	\$797,000	\$790,280
GENERAL INS/CLAIMS				
10049100 General Insurance/Claims	\$693,024	\$655,000	\$699,500	\$714,000
TOTAL	\$693,024	\$655,000	\$699,500	\$714,000
COMMUNITY PROGRAMS				
10049200 Community Programs	\$480,484	\$434,000	\$407,000	\$408,500
TOTAL	\$480,484	\$434,000	\$407,000	\$408,500
NON DEPARTMENTAL				
10049300 Non Departmental	\$3,499,092	\$7,458,830	\$3,901,300	\$2,925,780
TOTAL	\$3,499,092	\$7,458,830	\$3,901,300	\$2,925,780
TOTAL GENERAL FUND	\$35,950,874	\$44,082,200	\$40,507,220	\$40,685,000

**CITY OF FLORENCE, SOUTH CAROLINA
APPROPRIATIONS BY ACTIVITIES**

		Full-Time Positions	Personal Service	Operating Expense	Capital Outlay	Total
GENERAL FUND						
GENERAL GOVERNMENT						
10041000	City Council	0	\$232,390	\$78,100		\$310,490
10041100	Legal Services	2	\$140,940	\$6,600		\$147,540
10041200	City Court	6	\$536,180	\$37,200		\$573,380
10041300	City Manager	6	\$684,470	\$39,900		\$724,370
	TOTAL	14	\$1,593,980	\$161,800		\$1,755,780
FINANCE & ACCOUNTING						
10041501	Finance & Accounting	9	\$913,480	\$125,550		\$1,039,030
	TOTAL	9	\$913,480	\$125,550		\$1,039,030
HR/RISK MANAGEMENT						
10041600	Human Resources	6	\$554,890	\$144,000	\$8,000	\$706,890
	TOTAL	6	\$554,890	\$144,000	\$8,000	\$706,890
COMMUNITY SERVICES						
10041900	Community Services	6	\$411,430	\$35,460		\$446,890
	TOTAL	6	\$411,430	\$35,460		\$446,890
POLICE						
10042100	Police	132	\$8,993,500	\$957,150	\$83,000	\$10,033,650
	TOTAL	132	\$8,993,500	\$957,150	\$83,000	\$10,033,650
FIRE						
10042200	Fire	91	\$6,318,450	\$473,500	\$180,000	\$6,971,950
	TOTAL	91	\$6,318,450	\$473,500	\$180,000	\$6,971,950
PUBLIC WORKS						
10043020	Beautification & Facilities	51	\$2,750,240	\$616,000		\$3,366,240
10043022	Sanitation	28	\$1,461,910	\$2,145,250	\$392,500	\$3,999,660
10043023	Equipment Maintenance	7	\$456,780	\$33,600	\$16,700	\$507,080
	TOTAL	86	\$4,668,930	\$2,794,850	\$409,200	\$7,872,980
RECREATION & ATHLETICS						
10043024	Recreation Svcs/Sports Tourism	19	\$1,080,700	\$398,300		\$1,479,000
10043025	Athletic Programs	14	\$1,142,150	\$821,600	\$119,000	\$2,082,750
	TOTAL	33	\$2,222,850	\$1,219,900	\$119,000	\$3,561,750
PLANNING RESEARCH & DEV						
10046300	Planning Research & Dev	5	\$441,100	\$157,800		\$598,900
	TOTAL	5	\$441,100	\$157,800		\$598,900
BUILDING INSPECTIONS & PERMITS						
10046400	Building Inspections & Permits	5	\$308,420	\$158,200		\$466,620
	TOTAL	5	\$308,420	\$158,200		\$466,620

**CITY OF FLORENCE, SOUTH CAROLINA
APPROPRIATIONS BY ACTIVITIES**

		Full-Time Positions	Personal Service	Operating Expense	Capital Outlay	Total
10047000	DEBT SERVICE					
590040	Debt Service Admin Charges			\$1,000		\$1,000
590055	IPR Bonds			\$2,391,000		\$2,391,000
	TOTAL			\$2,392,000		\$2,392,000
10049000	EMPLOYEE BENEFITS					
591010	Employee Relations			\$60,000		\$60,000
591020	Unemployment Compensation			\$2,000		\$2,000
591030	OPEB Expense			\$728,280		\$728,280
	TOTAL			\$790,280		\$790,280
10049100	GENERAL INSURANCE/CLAIMS					
592010	Property & Liability Insurance			\$510,000		\$510,000
592020	Small Claims			\$125,000		\$125,000
592030	W/C Small Claims			\$79,000		\$79,000
	TOTAL			\$714,000		\$714,000
10049200	COMMUNITY PROGRAMS					
593010	Boys & Girls Club			\$20,000		\$20,000
593020	Transit System			\$242,500		\$242,500
593040	Pee Dee Chapter Red Cross			\$10,000		\$10,000
593050	Keep Florence Beautiful			\$5,000		\$5,000
593080	NOU Homeless Programs			\$75,000		\$75,000
593083	Florence Family Support Ctr			\$11,000		\$11,000
593090	Salvation Army			\$7,000		\$7,000
593100	Lighthouse Ministries			\$7,000		\$7,000
593120	My Brother's Keeper			\$19,000		\$19,000
593130	Foster Care Clothing Closet			\$7,000		\$7,000
593150	Pee Dee Coalition			\$5,000		\$5,000
	TOTAL			\$408,500		\$408,500
10049300	NON DEPARTMENTAL					
531010	Legal Services			\$60,000		\$60,000
594007	Neighborhood Redevelopment			\$54,800		\$54,800
594015	City Center Expenses			\$350,000		\$350,000
594018	Dargan St. Incubator			\$100,900		\$100,900
594019	Farmers Market Expenses			\$50,000		\$50,000
594020	Contingency Fund			\$596,480		\$596,480
594027	Credit Card Fees			\$48,000		\$48,000
594030	Street Lighting			\$925,000		\$925,000
594035	Fire District Tax Reimbursemnt			\$12,000		\$12,000
594060	IT Support Services			\$310,600		\$310,600
594070	ERP Management System			\$102,000		\$102,000
594075	Health Services			\$75,000		\$75,000
594080	Special Projects			\$70,000		\$70,000

**CITY OF FLORENCE, SOUTH CAROLINA
APPROPRIATIONS BY ACTIVITIES**

		Full-Time Positions	Personal Service	Operating Expense	Capital Outlay	Total
594130	IT Upgrade			\$83,000		\$83,000
598040	Downtown Promotions			\$25,000		\$25,000
598152	BTC Parking Lease			\$63,000		\$63,000
	TOTAL			\$2,925,780		\$2,925,780
TOTAL	GENERAL FUND	387	\$26,427,030	\$13,458,770	\$799,200	\$40,685,000

10041000 City Council

FY 2020-2021

Personal Services

511100	Regular Salaries & Wages	\$113,400	
522100	SCRS Retirement	\$16,120	
522200	PORS Retirement	\$3,050	
523000	Employer Paid Insurance	\$82,700	
524000	Workers' Compensation	\$10,770	
525000	FICA	\$6,350	
		<u> </u>	\$232,390

Operating Expenditures

531000	Professional Services	\$35,000	
532010	Telephone & Related Services	\$5,500	
550100	Printing	\$1,000	
550210	Office Supplies	\$1,500	
550299	Other Supplies & Equipment	\$5,500	
550300	Postage	\$100	
561010	Membership & Dues	\$19,500	
561030	Travel & Lodging	\$10,000	
		<u> </u>	\$78,100
	Total		<u> </u> \$310,490

Part-Time Personnel

1	Mayor
6	Council Member
<u>7</u>	<u>Total Part-time Employees</u>

10041100 Legal Services

FY 2020-2021

Personal Services

511100	Regular Salaries & Wages	\$96,110	
522100	SCRS Retirement	\$15,920	
523000	Employer Paid Insurance	\$20,030	
524000	Workers' Compensation	\$1,780	
525000	FICA	\$7,100	
		<u> </u>	\$140,940

Operating Expenditures

531000	Professional Services	\$2,100	
532010	Telephone & Related Services	\$1,000	
532020	Cable & Related Services	\$100	
550100	Printing	\$300	
550210	Office Supplies	\$1,200	
550300	Postage	\$300	
561010	Membership & Dues	\$600	
561020	Conference & Training	\$400	
561030	Travel & Lodging	\$600	
		<u> </u>	\$6,600
	Total		<u> </u> \$147,540

Personnel

- 1 Prosecuting Attorney
- 1 Office Assistant III
- 2 Total Full-time Employees

10041200 City Court

FY 2020-2021

Personal Services

511100	Regular Salaries & Wages	\$268,400	
511200	Part-Time Salaries & Wages	\$80,650	
511300	Overtime Salaries & Wages	\$4,800	
522100	SCRS Retirement	\$56,450	
522200	PORS Retirement	\$2,440	
523000	Employer Paid Insurance	\$82,250	
524000	Workers' Compensation	\$15,420	
525000	FICA	\$25,770	
			\$536,180

Operating Expenditures

531000	Professional Services	\$4,000	
532010	Telephone & Related Services	\$5,500	
533900	Other Maint/Service Contracts	\$7,000	
537000	Vehicle Repair & Maintenance	\$500	
550100	Printing	\$500	
550210	Office Supplies	\$3,500	
550299	Other Supplies & Equipment	\$2,500	
550300	Postage	\$2,500	
550400	Vehicle Fuel & Oil	\$1,500	
561010	Membership & Dues	\$700	
561020	Conference & Training	\$2,000	
561030	Travel & Lodging	\$3,000	
571010	Jury Vouchers	\$4,000	
			\$37,200
	Total		\$573,380

Personnel

- 1 Chief Judge
- 1 Clerk Of Court
- 3 Office Assistant III
- 1 Warrant Clerk
- 6 Total Full-time Employees

Part-Time Personnel

- 2 PT Associate Judge
- 3 PT Municipal Judge
- 2 PT Office Assistant II
- 7 Total Part-time Employees

10041300 City Manager

FY 2020-2021

Personal Services

511100	Regular Salaries & Wages	\$446,850	
511200	Part-Time Salaries & Wages	\$57,230	
511300	Overtime Salaries & Wages	\$3,500	
522100	SCRS Retirement	\$84,170	
523000	Employer Paid Insurance	\$47,370	
524000	Workers' Compensation	\$9,320	
525000	FICA	\$36,030	
			<u>\$684,470</u>

Operating Expenditures

531000	Professional Services	\$1,000	
532010	Telephone & Related Services	\$14,000	
533900	Other Maint/Service Contracts	\$1,900	
537000	Vehicle Repair & Maintenance	\$500	
550100	Printing	\$500	
550210	Office Supplies	\$2,000	
550299	Other Supplies & Equipment	\$3,200	
550300	Postage	\$500	
550400	Vehicle Fuel & Oil	\$100	
560050	Car Allowance	\$6,000	
560060	Lease Payments	\$4,200	
561010	Membership & Dues	\$1,500	
561020	Conference & Training	\$2,500	
561030	Travel & Lodging	\$2,000	
			<u>\$39,900</u>
	Total		<u>\$724,370</u>

Personnel

- 1 City Manager
- 1 Municipal Clerk
- 1 Development Manager
- 1 Development Coordinator
- 1 Assistant City Clerk
- 1 Marketing/Communications Spec
- 6 Total Full-time Employees

Part-Time Personnel

- 2 Project Coordinator
- 2 Total Part-time Employees

10041501 Finance & Accounting

FY 2020-2021

Personal Services

511100	Regular Salaries & Wages	\$656,630	
522100	SCRS Retirement	\$108,750	
523000	Employer Paid Insurance	\$84,450	
524000	Workers' Compensation	\$15,420	
525000	FICA	\$48,230	
		<u> </u>	\$913,480

Operating Expenditures

531000	Professional Services	\$1,000	
531030	Tax Billing & Collections	\$58,500	
532010	Telephone & Related Services	\$11,000	
532020	Cable & Related Services	\$3,000	
532030	Public Notices	\$1,000	
533900	Other Maint/Service Contracts	\$9,500	
537000	Vehicle Repair & Maintenance	\$300	
538900	Other Maintenance & Repairs	\$500	
550100	Printing	\$7,000	
550210	Office Supplies	\$11,000	
550299	Other Supplies & Equipment	\$1,250	
550300	Postage	\$11,000	
550400	Vehicle Fuel & Oil	\$500	
561010	Membership & Dues	\$3,500	
561020	Conference & Training	\$2,500	
561030	Travel & Lodging	\$4,000	
		<u> </u>	\$125,550
	Total		<u>\$1,039,030</u>

Personnel

- 1 Assistant City Manager
- 1 Finance Dept Mgr/Controller
- 1 IT Systems Specialist
- 1 Purchasing Agent
- 1 Finance Support Administrator
- 1 Accountant
- 2 Accounts Payable Specialist
- 1 Payroll Specialist

- 9 Total Full-time Employees

10041600 Human Resources

FY 2020-2021

Personal Services

511100	Regular Salaries & Wages	\$399,140	
522100	SCRS Retirement	\$66,100	
523000	Employer Paid Insurance	\$51,110	
524000	Workers' Compensation	\$9,320	
525000	FICA	\$29,220	
		<u>\$554,890</u>	

Operating Expenditures

531000	Professional Services	\$30,000	
531100	Psychological Evaluations	\$5,000	
531120	Insurance Administrative Fee	\$26,500	
532010	Telephone & Related Services	\$5,000	
532030	Public Notices	\$15,000	
533900	Other Maint/Service Contracts	\$8,000	
537000	Vehicle Repair & Maintenance	\$1,000	
550100	Printing	\$3,000	
550210	Office Supplies	\$5,000	
550300	Postage	\$2,500	
550400	Vehicle Fuel & Oil	\$1,000	
560010	Medical Expenses	\$35,000	
561010	Membership & Dues	\$1,500	
561020	Conference & Training	\$3,000	
561030	Travel & Lodging	\$2,500	
		<u>\$144,000</u>	

Capital Outlay

580020	Office Furniture	\$8,000	
		<u>\$8,000</u>	
	Total		\$706,890

Personnel	Capital	
1 Deputy City Manager	3 - Fire Resistant Cabinets	<u>\$8,000</u>
1 Human Resources Manager		\$8,000
1 Employee Relations Coord		
1 HR Generalist		
1 Records Specialist		
1 Office Assistant I		
<u>6 Total Full-time Employees</u>		

10041900 Community Services

FY 2020-2021

Personal Services

511100	Regular Salaries & Wages	\$262,830	
511200	Part-Time Salaries & Wages	\$26,800	
522100	SCRS Retirement	\$48,000	
523000	Employer Paid Insurance	\$39,660	
524000	Workers' Compensation	\$12,310	
525000	FICA	\$21,830	
			<u>\$411,430</u>

Operating Expenditures

531000	Professional Services	\$2,500	
532010	Telephone & Related Services	\$6,500	
532030	Public Notices	\$500	
533900	Other Maint/Service Contracts	\$200	
534075	Property Management Expenses	\$3,000	
535030	Fuel Oil	\$800	
537000	Vehicle Repair & Maintenance	\$4,500	
538020	Radio Maintenance & Repairs	\$10	
550100	Printing	\$500	
550210	Office Supplies	\$300	
550299	Other Supplies & Equipment	\$2,800	
550300	Postage	\$250	
550400	Vehicle Fuel & Oil	\$5,000	
560020	Uniforms & Clothing	\$3,600	
561010	Membership & Dues	\$2,000	
561020	Conference & Training	\$1,500	
561030	Travel & Lodging	\$1,500	
			<u>\$35,460</u>
	Total		\$446,890

Personnel

- 1 Community Services Manager
- 1 Community Services Coordinator
- 1 CD Specialist
- 1 Construction Inspector
- 2 Housekeeping Custodian
- 6 Total Full-time Employees

Part-Time Personnel

- 2 PT Maintenance Worker
- 2 Total Part-time Employees

10042100 Police**FY 2020-2021****Personal Services**

511100	Regular Salaries & Wages	\$5,805,730	
511200	Part-Time Salaries & Wages	\$144,890	
511300	Overtime Salaries & Wages	\$180,000	
522100	SCRS Retirement	\$110,910	
522200	PORS Retirement	\$1,051,130	
523000	Employer Paid Insurance	\$1,008,790	
524000	Workers' Compensation	\$243,960	
525000	FICA	\$448,090	
		<hr/>	\$8,993,500

Operating Expenditures

531000	Professional Services	\$20,000	
532010	Telephone & Related Services	\$104,000	
532020	Cable & Related Services	\$5,500	
533040	Palmer Inmate Services	\$2,000	
533900	Other Maint/Service Contracts	\$33,000	
534070	Building Maintenance	\$2,000	
535010	City Services	\$4,500	
535020	Electricity	\$20,000	
537000	Vehicle Repair & Maintenance	\$100,000	
538020	Radio Maintenance & Repairs	\$5,000	
538900	Other Maintenance & Repairs	\$6,450	
550100	Printing	\$5,000	
550299	Other Supplies & Equipment	\$65,700	
550300	Postage	\$3,500	
550400	Vehicle Fuel & Oil	\$220,000	
560010	Medical Expenses	\$500	
560020	Uniforms & Clothing	\$80,500	
560060	Lease Payments	\$30,000	
561010	Membership & Dues	\$2,500	
561020	Conference & Training	\$15,000	
561030	Travel & Lodging	\$4,000	
572011	Adult Housing	\$180,000	
572013	Juvenile Housing	\$33,000	
572020	PAL Expenses	\$2,500	
572030	Rewards	\$500	
895000	Police Grant Expenditures	\$12,000	
		<hr/>	\$957,150

Capital Outlay

580030	Office Equipment	\$2,000	
580060	Other Equipment	\$55,320	
580070	Data Processing Equipment	\$25,680	
			<u>\$83,000</u>
	Total		<u>\$10,033,650</u>

Police

Personnel	Capital	
1 Police Chief	2 Filing Cabinets	\$1,400
3 Police Captain	Shelving Units	\$600
10 Police Lieutenant	7 In-Car & Body Camera Combination Systems	\$45,920
14 Police Sergeant	10 Large Metal Barricades	\$1,535
17 Police Corporal	150 Traffic Cones	\$2,865
16 Lance Corporal	12 In-Car Radar Units	\$5,000
39 Police Officer	2 Computer for Crime Scene	\$1,580
1 Victim Advocate Police Ofr	External Hard Drive	\$2,200
11 Class III Police Officer	Tablet for Codes Enforcement	\$400
1 Community Relations Commander	5 Mobile Data Terminals	<u>\$21,500</u>
1 Codes Enf Coordinator Sgt		\$83,000
1 Zoning Codes Inspector		
2 Codes Enf Officer		
1 Evidence Custodian		
1 Polygraph Examiner		
1 Accreditation Coordinator		
1 Telecom/Accts Payable Spec		
1 Telecom Data Supv/Analyst		
<u>10</u> Telecom Data Specialist		
132 Total Full-time Employees		
Part-Time Personnel		
2 PT Office Assistant		
1 PT PAL Coordinator		
15 School Crossing Guards		
<u>1</u> PT Police Officer		
19 Total Part-time Employees		

10042200 Fire**FY 2020-2021****Personal Services**

511100	Regular Salaries & Wages	\$4,057,480	
511300	Overtime Salaries & Wages	\$250,000	
522100	SCRS Retirement	\$8,690	
522200	PORS Retirement	\$795,360	
523000	Employer Paid Insurance	\$774,040	
524000	Workers' Compensation	\$132,640	
525000	FICA	\$300,240	
			\$6,318,450

Operating Expenditures

531000	Professional Services	\$9,500	
532010	Telephone & Related Services	\$37,000	
533900	Other Maint/Service Contracts	\$24,000	
534070	Building Maintenance	\$22,000	
535010	City Services	\$20,000	
535020	Electricity	\$50,000	
535030	Fuel Oil	\$18,000	
537000	Vehicle Repair & Maintenance	\$62,000	
538020	Radio Maintenance & Repairs	\$6,500	
538900	Other Maintenance & Repairs	\$16,000	
550100	Printing	\$1,000	
550220	Janitorial/Sanitary Supplies	\$13,000	
550280	Personal Protective Equipment	\$20,000	
550299	Other Supplies & Equipment	\$40,000	
550300	Postage	\$150	
550400	Vehicle Fuel & Oil	\$50,000	
560020	Uniforms & Clothing	\$35,000	
560060	Lease Payments	\$14,000	
561010	Membership & Dues	\$1,350	
561020	Conference & Training	\$18,000	
573010	Fire Prevention	\$9,500	
573020	Risk Management	\$6,500	
			\$473,500

Capital Outlay

580010	Building & Fixed Equipment	\$95,000	
580020	Office Furniture	\$5,000	
580060	Other Equipment	\$80,000	
			\$180,000
	Total		\$6,971,950

Fire

Personnel	Capital	
1 Fire Chief	Station 3 Roof Replacement	\$50,000
1 Deputy Chief	HVAC Replacement	\$5,000
1 Assistant Chief	Station 3 Dorm Room Upgrade	\$30,000
3 Battalion Fire Chief		\$10,000
18 Fire Captain	Furniture Replacement	\$5,000
24 FF/Driver	SCBA Replacement - Payment 6 of 7	\$65,000
36 Firefighter	Incident Command Equipment	\$15,000
1 Logistics Specialist		<u>\$180,000</u>
1 Fire Training Coordinator		
1 Training Specialist		
1 Fire Marshal		
2 Fire Inspector		
1 Risk Mgmt Specialist		
<u>91</u> Total Full-time Employees		

10043020 Beautification & Facilities

FY 2020-2021

Personal Services

511100	Regular Salaries & Wages	\$1,758,470
511200	Part-Time Salaries & Wages	\$40,290
511300	Overtime Salaries & Wages	\$45,000
522100	SCRS Retirement	\$309,770
523000	Employer Paid Insurance	\$405,550
524000	Workers' Compensation	\$55,520
525000	FICA	\$135,640
		<hr/>
		\$2,750,240

Operating Expenditures

531000	Professional Services	\$50,000
532010	Telephone & Related Services	\$8,000
533000	Maintenance/Service Contracts	\$3,000
533010	Security System Services	\$500
533030	Pest Extermination/Control	\$1,400
533040	Palmer Inmate Services	\$35,000
534000	Facility Maintenance	\$2,000
534070	Building Maintenance	\$3,000
534110	Trail Maintenance & Supplies	\$2,000
534130	Animal Shelter Maintenance	\$6,000
534140	Gateway/Mini-Park Maintenance	\$3,000
534150	Lighting Expense & Maintenance	\$5,000
535010	City Services	\$20,000
535020	Electricity	\$40,000
537000	Vehicle Repair & Maintenance	\$35,000
538000	Machine & Equip Maint/Repairs	\$65,000
538020	Radio Maintenance & Repairs	\$10,000
550100	Printing	\$500
550210	Office Supplies	\$4,000
550220	Janitorial/Sanitary Supplies	\$15,000
550230	Chemicals	\$10,000
550270	Safety Supplies	\$4,000
550299	Other Supplies & Equipment	\$50,000
550300	Postage	\$100
550400	Vehicle Fuel & Oil	\$75,000
550530	Paving Materials & Supplies	\$10,000
550540	Irrigation Parts & Supplies	\$2,000
550550	Turf & Landscape Supplies	\$23,000
550560	Sign Shop Supplies	\$7,000
560010	Medical Expenses	\$30,000

Operating Expenditures

560020	Uniforms & Clothing	\$35,000	
561010	Membership & Dues	\$500	
561020	Conference & Training	\$1,000	
574010	Tree Beautification	\$5,000	
575010	Cheves/Irby Parking Deck Exp	\$55,000	
			<u>\$616,000</u>
	Total		\$3,366,240

Beautification & Facilities

Personnel

- 1 Public Works Manager
- 1 Arborist/Beaut Supervisor
- 1 Beaut & Fac Coord
- 1 Tree Crew Team Leader
- 2 Heavy Equipment Operator
- 9 Team Leader
- 1 Fac Maint Coord
- 1 Tree Trimmer Aide
- 1 Sign Fabricator II
- 2 Special Construct Equip Oper
- 2 Maintenance Worker
- 1 Sign Fabricator I
- 1 Animal Shelter Supervisor
- 1 Clinical Technician
- 4 Special Equipment Oper
- 2 Animal Control Worker I
- 1 Office Technician
- 1 Parks Supervisor
- 1 Turf/Landscape Supr
- 16 Parks Groundskeeper
- 1 Team Leader/Equip Opr
- 51 Total Full-time Employees

Part-Time Personnel

- 2 PT Maint Worker/Animal Shelter
- 2 Total Part-time Employees

10043022 Sanitation

FY 2020-2021

Personal Services

511100	Regular Salaries & Wages	\$924,910	
511300	Overtime Salaries & Wages	\$25,000	
522100	SCRS Retirement	\$162,910	
523000	Employer Paid Insurance	\$237,910	
524000	Workers' Compensation	\$41,670	
525000	FICA	\$69,510	
		<u> </u>	\$1,461,910

Operating Expenditures

531000	Professional Services	\$1,000	
532010	Telephone & Related Services	\$1,600	
532030	Public Notices	\$5,000	
533900	Other Maint/Service Contracts	\$3,000	
536000	Landfill Services	\$1,600,000	
537000	Vehicle Repair & Maintenance	\$190,000	
538020	Radio Maintenance & Repairs	\$6,000	
538900	Other Maintenance & Repairs	\$100,000	
550100	Printing	\$800	
550210	Office Supplies	\$1,500	
550240	Composting Supplies	\$500	
550270	Safety Supplies	\$3,500	
550299	Other Supplies & Equipment	\$10,000	
550300	Postage	\$100	
550400	Vehicle Fuel & Oil	\$200,000	
560020	Uniforms & Clothing	\$22,000	
561010	Membership & Dues	\$100	
561020	Conference & Training	\$150	
		<u> </u>	\$2,145,250

Capital Outlay

580040	Auto Equipment	\$25,000	
580045	Leased Auto Equipment	\$367,500	
		<u> </u>	\$392,500

Total **\$3,999,660**

Sanitation

Personnel	Capital	
1 Sanitation Coordinator	Full Size Pickup Truck #401 Replaement	\$25,000
16 Sanit Heavy Equip Opr	Com. Sanitation Truck #408 Payment 6 of 6	\$41,500
2 Recycling Handler	Res. Sanitation Truck #415 Payment 5 of 6	\$45,000
8 Sanitation Worker	Res. Sanitation Truck #440 Payment 5 of 6	\$37,000
1 Sanit/Recycling Wkr	Res. Sanitation Truck #441 Payment 5 of 6	\$37,000
<u>28 Total Full-time Employees</u>	Com. Sanitation Truck #405 Payment 3 of 6	\$42,000
	Res. Sanitation Truck #414 Payment 1 of 6	\$40,000
	Res. Sanitation Truck #411 Payment 1 of 6	\$40,000
	Com. Sanitation Truck #403 Payment 1 of 6	\$45,000
	Res. Sanitation Truck #412 Payment 1 of 6	\$40,000
		<u>\$392,500</u>

10043023 Equipment Maintenance

FY 2020-2021

Personal Services

511100	Regular Salaries & Wages	\$313,210	
511300	Overtime Salaries & Wages	\$4,000	
522100	SCRS Retirement	\$52,620	
523000	Employer Paid Insurance	\$52,520	
524000	Workers' Compensation	\$10,770	
525000	FICA	\$23,660	
			\$456,780

Operating Expenditures

531110	Other Professional Services	\$2,000	
532010	Telephone & Related Services	\$1,600	
533900	Other Maint/Service Contracts	\$1,800	
535030	Fuel Oil	\$4,500	
537000	Vehicle Repair & Maintenance	\$3,000	
538020	Radio Maintenance & Repairs	\$300	
538900	Other Maintenance & Repairs	\$500	
550210	Office Supplies	\$100	
550220	Janitorial/Sanitary Supplies	\$200	
550270	Safety Supplies	\$100	
550299	Other Supplies & Equipment	\$8,000	
550400	Vehicle Fuel & Oil	\$5,000	
560020	Uniforms & Clothing	\$6,200	
561020	Conference & Training	\$300	
			\$33,600

Capital Outlay

580060	Other Equipment	\$16,700	
			\$16,700
	Total		\$507,080

Personnel	Capital	
1 Equip Maint Suptd	Cool-X-Charger	\$2,700
1 Diesel Mechanic	Recover, Recycle, and Recharge Machine	\$7,300
4 Automotive Mechanic II	Gas Fired Unit Heater for Shop	\$2,500
1 Automotive Mechanic I	Leak Detector	\$4,200
		\$16,700
7 Total Full-time Employees		

10043024 Recreation Svcs/Sports Tourism**FY 2020-2021****Personal Services**

511100	Regular Salaries & Wages	\$599,650
511200	Part-Time Salaries & Wages	\$100,000
511300	Overtime Salaries & Wages	\$6,000
522100	SCRS Retirement	\$104,490
523000	Employer Paid Insurance	\$161,710
524000	Workers' Compensation	\$57,070
525000	FICA	\$51,780
		<hr/>
		\$1,080,700

Operating Expenditures

531000	Professional Services	\$5,000
531070	Contracted Instructors	\$22,000
532010	Telephone & Related Services	\$15,700
532012	Farmer's Market Telephone	\$2,000
532020	Cable & Related Services	\$6,300
533010	Security System Services	\$6,000
533030	Pest Extermination/Control	\$6,000
533032	Farmer's Market Pest Control	\$600
533040	Palmer Inmate Services	\$500
533050	Farmer's Mrkt Maint. Contracts	\$2,000
533900	Other Maint/Service Contracts	\$5,500
534050	Barnes St Facility Maintenance	\$5,000
534060	Community Center Facility Main	\$2,500
534070	Building Maintenance	\$3,500
534080	Levy Park Senior Center Maint	\$3,000
534090	Maple Park Maintenance	\$2,500
534100	Northwest Park Maintenance	\$2,500
534120	Levy Park Youth Center Maint	\$3,000
534170	Farmer's Market Bldg Maint	\$1,500
534900	Other Facility Maintenance	\$18,000
535010	City Services	\$20,000
535012	Farmer's Market City Services	\$3,500
535020	Electricity	\$81,500
535022	Farmer's Market Electricity	\$5,000
535032	Farmer's Market Fuel Oil	\$2,700
537000	Vehicle Repair & Maintenance	\$11,000
538020	Radio Maintenance & Repairs	\$500
538030	Farmer's Market Equip Maint	\$3,000
538900	Other Maintenance & Repairs	\$2,500

Operating Expenditures

550100	Printing	\$5,500
550210	Office Supplies	\$4,500
550212	Farmers Market Office Supplies	\$300
550220	Janitorial/Sanitary Supplies	\$10,000
550222	Farmers Market Janitor Supply	\$700
550270	Safety Supplies	\$600
550299	Other Supplies & Equipment	\$30,000
550300	Postage	\$500
550400	Vehicle Fuel & Oil	\$28,500
550540	Irrigation Parts & Supplies	\$500
550550	Turf & Landscape Supplies	\$2,000
560020	Uniforms & Clothing	\$6,000
561010	Membership & Dues	\$1,000
561020	Conference & Training	\$3,500
561030	Travel & Lodging	\$5,400
574020	Concession Supplies	\$4,500
574030	Tournament Expenditures	\$2,000
574050	B & G Club Utilities	\$21,000
574070	Program Expenses	\$25,000
890000	Miscellaneous Grants	\$4,000
		\$398,300
	Total	\$1,479,000

Recreation Svcs/Sports Tourism

Personnel	Capital
1 Recreation Div Manager	\$599,650
1 Program Coordinator	\$599,650
1 Special Program Coordinator	
1 Community Center Coordinator	
4 Program Specialist	
8 Activity Instructor	
1 Parks Groundskeeper	
1 Office Assistant III	
1 Activity Coordinator	
19 Total Full-time Employees	
Part-Time Personnel	
19 Temp Seasonal Workers	
19 Total Part-time Employees	

10043025 Athletic Programs

FY 2020-2021

Personal Services

511100	Regular Salaries & Wages	\$581,350
511200	Part-Time Salaries & Wages	\$190,000
511300	Overtime Salaries & Wages	\$5,000
522100	SCRS Retirement	\$97,430
523000	Employer Paid Insurance	\$117,390
524000	Workers' Compensation	\$95,630
525000	FICA	\$55,350
		<hr/>
		\$1,142,150

Operating Expenditures

531000	Professional Services	\$34,000
532010	Telephone & Related Services	\$10,500
532020	Cable & Related Services	\$7,000
533000	Maintenance/Service Contracts	\$25,000
533010	Security System Services	\$5,000
533030	Pest Extermination/Control	\$8,500
533040	Palmer Inmate Services	\$22,000
534010	Athletic Facility Maintenance	\$15,000
534020	Gymnastics Facility Maint	\$4,000
534030	Tennis Facility Maintenance	\$10,000
534040	FF Facility Maintenance	\$14,000
534070	Building Maintenance	\$2,000
535010	City Services	\$60,000
535020	Electricity	\$250,000
537000	Vehicle Repair & Maintenance	\$6,000
538020	Radio Maintenance & Repairs	\$1,000
538900	Other Maintenance & Repairs	\$7,000
550100	Printing	\$1,500
550210	Office Supplies	\$4,000
550220	Janitorial/Sanitary Supplies	\$17,000
550270	Safety Supplies	\$1,000
550299	Other Supplies & Equipment	\$5,500
550300	Postage	\$500
550400	Vehicle Fuel & Oil	\$11,000
550540	Irrigation Parts & Supplies	\$10,000
550550	Turf & Landscape Supplies	\$17,000
560020	Uniforms & Clothing	\$10,000
560070	Marketing & Promotions	\$143,000
561010	Membership & Dues	\$2,500

Operating Expenditures

561020	Conference & Training	\$3,500	
561030	Travel & Lodging	\$6,500	
574020	Concession Supplies	\$20,000	
574030	Tournament Expenditures	\$8,500	
574040	Pro Shop Supplies	\$8,000	
574060	Stadium Commission	\$8,100	
574080	Athletic Expenses	\$10,000	
574090	Gymnastics Expense	\$4,000	
574100	Tennis Center Expenses	\$15,000	
574140	Freedom Florence Expenses	\$14,000	
574150	Gymnasium Expenses	\$10,000	
574160	Soccer Expenses	\$10,000	
			<u>\$821,600</u>

Capital Outlay

580020	Office Furniture	\$5,000	
580050	Facility Improvements	\$74,000	
580060	Other Equipment	\$40,000	
			<u>\$119,000</u>
	Total		<u>\$2,082,750</u>

Athletic Programs

Personnel	Capital	
1 Public Works Director	FTC Conference Room Tables Replacement	\$3,000
1 Athletic Director	FTC Lobby Couches/Chair Replacement	\$2,000
4 Parks Groundskeeper	Gravel for Childrens Museum Entrance Road	\$10,000
1 Gymnastics Coordinator	Freedom Florence & Soccer Complex Pond Spraying	\$10,000
1 Asst Gymnastics Coord	Turf Fertilization Program	\$20,000
1 Director of Tennis	FTC Exterior Painting	\$8,500
1 Athletic Supervisor	FTC Ice Machine	\$3,500
1 Head Tennis Professional	Gymnastics Balance Beams	\$11,000
1 Junior Development Tennis Pro	Gymnastics Uneven Bars	\$6,000
2 Athletics Specialist	FTC Ball Storage Room	\$5,000
14 Total Full-time Employees	Side Arm Mower for Tractor at F2	\$10,000
	Trailer #988 Replacement	\$1,500
Part-Time Personnel	Trailer #990 Replacement	\$1,500
102 Temp Seasonal Worker	Field Drag #991 Replacement	\$12,000
102 Total Part-time Employees	New Field Drag	\$15,000
		<u>\$119,000</u>

10046300 Planning Research & Dev

FY 2020-2021

Personal Services

511100	Regular Salaries & Wages	\$291,880	
511200	Part-Time Salaries & Wages	\$32,250	
522100	SCRS Retirement	\$53,680	
523000	Employer Paid Insurance	\$32,500	
524000	Workers' Compensation	\$6,400	
525000	FICA	\$24,390	
		<u> </u>	\$441,100

Operating Expenditures

531000	Professional Services	\$120,000	
532010	Telephone & Related Services	\$5,500	
532030	Public Notices	\$5,000	
533900	Other Maint/Service Contracts	\$4,500	
537000	Vehicle Repair & Maintenance	\$1,800	
550100	Printing	\$2,000	
550210	Office Supplies	\$5,000	
550299	Other Supplies & Equipment	\$2,000	
550300	Postage	\$1,500	
550400	Vehicle Fuel & Oil	\$1,000	
560020	Uniforms & Clothing	\$100	
561010	Membership & Dues	\$4,700	
561020	Conference & Training	\$2,700	
561030	Travel & Lodging	\$2,000	
		<u> </u>	\$157,800
	Total		<u>\$598,900</u>

Personnel

- 1 Planning Director
- 2 Planner II
- 1 Planner I
- 1 Office Assistant III

- 5 Total Full-time Employees

Part-Time Personnel

- 1 PT Planning Technician

- 1 Total Part-time Employees

10046400 Building Inspections & Permits

FY 2020-2021

Personal Services

511100	Regular Salaries & Wages	\$201,010	
511300	Overtime Salaries & Wages	\$5,000	
522100	SCRS Retirement	\$29,420	
523000	Employer Paid Insurance	\$45,450	
524000	Workers' Compensation	\$12,310	
525000	FICA	\$15,230	
		<u> </u>	\$308,420

Operating Expenditures

531000	Professional Services	\$126,000	
532010	Telephone & Related Services	\$6,000	
533900	Other Maint/Service Contracts	\$3,200	
537000	Vehicle Repair & Maintenance	\$5,000	
550100	Printing	\$3,000	
550299	Other Supplies & Equipment	\$3,000	
550300	Postage	\$1,500	
550400	Vehicle Fuel & Oil	\$4,000	
560020	Uniforms & Clothing	\$1,500	
561010	Membership & Dues	\$1,000	
561020	Conference & Training	\$4,000	
		<u> </u>	\$158,200
	Total		<u>\$466,620</u>

Personnel

- 1 Building Official
- 1 Building Plans Exam
- 2 Building Inspector
- 1 Permit Technician

- 5 Total Full-time Employees

FY 2020-2021

10047000 Debt Service

590040	Debt Service Admin Charges	\$1,000
590055	IPR Bonds	\$2,391,000
	Total	\$2,392,000

10049000 Other Employee Benefits

591010	Employee Relations	\$60,000
591020	Unemployment Compensation	\$2,000
591030	OPEB Expense	\$728,280
	Total	\$790,280

10049100 General Insurance/Claims

592010	Property & Liability Insurance	\$510,000
592020	Small Claims	\$125,000
592030	W/C Small Claims	\$79,000
	Total	\$714,000

10049200 Community Programs

593010	Boys & Girls Club	\$20,000
593020	Transit System	\$242,500
593040	Pee Dee Chapter Red Cross	\$10,000
593050	Keep Florence Beautiful	\$5,000
593080	NOU Homeless Programs	\$75,000
593083	Florence Family Support Ctr	\$11,000
593090	Salvation Army	\$7,000
593100	Lighthouse Ministries	\$7,000
593120	My Brother's Keeper	\$19,000
593130	Foster Care Clothing Closet	\$7,000
593150	Pee Dee Coalition	\$5,000
	Total	\$408,500

FY 2020-2021

10049300 Non Departmental

531010	Legal Services	\$60,000
594007	Neighborhood Redevelopment	\$54,800
594015	City Center Operations	\$350,000
594018	Dargan St. Incubator	\$100,900
594019	Farmers Market Expenses	\$50,000
594020	Contingency Fund	\$596,480
594027	Credit Card Fees	\$48,000
594030	Street Lighting	\$925,000
594035	Fire District Tax Reimbursemnt	\$12,000
594060	IT Support Services	\$310,600
594070	ERP Management System	\$102,000
594075	Health Services	\$75,000
594080	Special Projects	\$70,000
594130	IT Upgrade	\$83,000
598040	Downtown Promotions	\$25,000
598152	BTC Parking Lease	\$63,000
	Total	\$2,925,780

City of Florence, South Carolina
Total Of Each Activity Account/Operating Expenditure

		Approved Budget FY 2018-19	Approved Budget FY 2019-20	Approved Budget FY 2020-21
GENERAL FUND				
511100	Regular Salaries & Wages	\$15,073,770	\$15,261,130	\$16,777,050
511200	Part-Time Salaries & Wages	\$585,440	\$687,890	\$672,110
511300	Overtime Salaries & Wages	\$500,000	\$516,000	\$528,300
522100	SCRS Retirement	\$1,068,250	\$1,176,550	\$1,325,430
522200	PORS Retirement	\$1,498,170	\$1,584,710	\$1,851,980
523000	Employer Paid Insurance	\$3,269,680	\$3,683,230	\$3,243,430
524000	Workers' Compensation	\$608,400	\$647,320	\$730,310
525000	FICA	\$1,177,370	\$1,219,060	\$1,298,420
531000	Professional Services	\$316,700	\$376,000	\$441,100
531010	Legal Services	\$65,000	\$65,000	\$60,000
531030	Tax Billing & Collections	\$58,500	\$58,000	\$58,500
531070	Contracted Instructors	\$9,500	\$15,000	\$22,000
531100	Psychological Evaluations	\$5,000	\$5,000	\$5,000
531110	Other Professional Services	\$1,500	\$2,000	\$2,000
531120	Insurance Administrative Fee	\$23,000	\$26,500	\$26,500
532010	Telephone & Related Services	\$185,000	\$213,800	\$238,400
532012	Farmer's Market Telephone	\$0	\$0	\$2,000
532020	Cable & Related Services	\$15,700	\$19,650	\$21,900
532030	Public Notices	\$33,200	\$27,000	\$26,500
533000	Maintenance/Service Contracts	\$24,500	\$28,500	\$28,000
533010	Security System Service	\$9,500	\$15,500	\$11,500
533030	Pest Extermination/Control	\$15,200	\$15,900	\$15,900
533032	Farmer's Market Pest Control	\$0	\$0	\$600
533040	Palmer Inmate Services	\$62,500	\$62,500	\$59,500
533050	Farmer's Mrkt Maint. Contracts	\$0	\$0	\$2,000
533900	Other Maint/Service Contracts	\$114,100	\$109,600	\$101,600
534000	Facility Maintenance	\$2,000	\$2,000	\$2,000
534010	Athletic Facility Maintenance	\$10,000	\$20,000	\$15,000
534020	Gymnastics Facility Maint	\$4,000	\$4,000	\$4,000
534030	Tennis Facility Maintenance	\$7,500	\$11,000	\$10,000
534040	FF Facility Maintenance	\$14,000	\$14,000	\$14,000
534050	Barnes St Facility Maintenance	\$3,000	\$4,000	\$5,000
534060	Community Center Facility Main	\$0	\$0	\$2,500
534070	Building Maintenance	\$28,800	\$30,000	\$32,500
534075	Property Management Expenses	\$0	\$0	\$3,000
534080	Levy Park Senior Center Maint	\$3,000	\$3,000	\$3,000
534090	Maple Park Maintenance	\$2,000	\$2,000	\$2,500

City of Florence, South Carolina
Total Of Each Activity Account/Operating Expenditure

	Approved Budget FY 2018-19	Approved Budget FY 2019-20	Approved Budget FY 2020-21
534100 Northwest Park Maintenance	\$3,000	\$2,000	\$2,500
534110 Trails Maintenance & Supplies	\$3,000	\$4,000	\$2,000
534120 Levy Park Youth Center Maint	\$3,000	\$3,000	\$3,000
534130 Animal Shelter Maintenance	\$6,000	\$6,000	\$6,000
534140 Gateway/Mini-Park Maintenance	\$3,000	\$3,000	\$3,000
534150 Lighting Expense & Maintenance	\$3,500	\$2,500	\$5,000
534170 Farmer's Market Bldg Maint	\$0	\$0	\$1,500
534900 Other Facility Maintenance	\$12,800	\$17,800	\$18,000
535010 City Services	\$123,800	\$123,800	\$124,500
535012 Farmer's Market City Services	\$0	\$0	\$3,500
535020 Electricity	\$372,000	\$426,500	\$441,500
535022 Farmer's Market Electricity	\$0	\$0	\$5,000
535030 Fuel Oil	\$24,400	\$24,500	\$23,300
535032 Farmer's Market Fuel Oil	\$0	\$0	\$2,700
536000 Landfill Services	\$1,475,000	\$1,475,000	\$1,600,000
537000 Vehicle Repair & Maintenance	\$416,200	\$428,300	\$420,600
538000 Machine & Equip Maint/Repairs	\$40,000	\$50,000	\$65,000
538020 Radio Maintenance & Repairs	\$17,800	\$17,810	\$29,310
538030 Farmer's Market Equip Maint	\$0	\$0	\$3,000
538900 Other Maintenance & Repairs	\$125,250	\$134,950	\$132,950
550100 Printing	\$41,550	\$39,450	\$32,100
550210 Office Supplies	\$38,200	\$38,850	\$43,600
550212 Farmers Market Office Supplies	\$0	\$0	\$300
550220 Janitorial/Sanitary Supplies	\$49,200	\$55,200	\$55,200
550222 Farmers Market Janitor Supply	\$0	\$0	\$700
550230 Chemicals	\$5,000	\$10,000	\$10,000
550240 Composting Supplies	\$500	\$500	\$500
550270 Safety Supplies	\$9,500	\$9,100	\$9,200
550280 Personal Protective Equipment	\$36,000	\$38,000	\$20,000
550299 Other Supplies & Equipment	\$209,900	\$221,100	\$229,450
550300 Postage	\$27,700	\$28,200	\$25,000
550400 Vehicle Fuel & Oil	\$545,800	\$597,200	\$602,600
550530 Paving Materials & Supplies	\$10,000	\$10,000	\$10,000
550540 Irrigation Parts & Supplies	\$13,800	\$12,800	\$12,500
550550 Turf & Landscape Supplies	\$42,000	\$39,000	\$42,000
550560 Sign Shop Supplies	\$8,000	\$7,000	\$7,000
560010 Medical Expenses	\$63,500	\$63,500	\$65,500
560020 Uniforms & Clothing	\$181,200	\$197,900	\$199,900

City of Florence, South Carolina
Total Of Each Activity Account/Operating Expenditure

	Approved Budget FY 2018-19	Approved Budget FY 2019-20	Approved Budget FY 2020-21
560050 Car Allowance	\$6,000	\$6,000	\$6,000
560060 Lease Payments	\$42,200	\$48,200	\$48,200
560070 Marketing & Promotions	\$175,000	\$154,500	\$143,000
561010 Membership & Dues	\$41,650	\$42,250	\$42,950
561020 Conference & Training	\$71,400	\$67,250	\$60,050
561030 Travel & Lodging	\$57,000	\$57,900	\$41,500
571010 Jury Vouchers	\$5,000	\$5,000	\$4,000
572011 Adult Housing	\$210,000	\$200,000	\$180,000
572013 Juvenile Housing	\$15,000	\$33,000	\$33,000
572020 PAL Expenses	\$4,500	\$4,500	\$2,500
572030 Rewards	\$500	\$500	\$500
573010 Fire Prevention	\$9,500	\$9,500	\$9,500
573020 Risk Management	\$6,500	\$6,500	\$6,500
574010 Tree Beautification	\$12,000	\$23,000	\$5,000
574020 Concession Supplies	\$43,500	\$24,000	\$24,500
574030 Tournaments	\$7,000	\$9,000	\$10,500
574040 Pro Shop Supplies	\$10,000	\$11,000	\$8,000
574050 B & G Club Utilities	\$21,000	\$21,000	\$21,000
574060 Stadium Commission	\$8,100	\$8,100	\$8,100
574070 Program Expenses	\$20,000	\$25,000	\$25,000
574080 Athletic Expenses	\$6,000	\$15,000	\$10,000
574090 Gymnastics Expense	\$8,000	\$8,000	\$4,000
574100 Tennis Center Expenses	\$15,000	\$15,000	\$15,000
574140 Freedom Florence Expenses	\$14,000	\$14,000	\$14,000
574150 Gymnasium Expenses	\$8,500	\$10,000	\$10,000
574160 Soccer Expenses	\$6,500	\$10,000	\$10,000
575010 Cheves/Irby Parking Deck Exp	\$53,000	\$46,000	\$55,000
580010 Building & Fixed Equipment	\$93,500	\$26,600	\$95,000
580020 Office Furniture	\$10,000	\$16,000	\$18,000
580030 Office Equipment	\$8,770	\$12,500	\$2,000
580040 Auto Equipment	\$0	\$0	\$25,000
580045 Leased Auto Equipment	\$595,650	\$380,500	\$367,500
580050 Facility Improvements	\$5,500	\$54,100	\$74,000
580060 Other Equipment	\$169,650	\$246,100	\$192,020
580070 Data Processing Equipment	\$3,200	\$12,300	\$25,680
590040 Debt Service Admin Charges	\$0	\$1,000	\$1,000
590055 IPR Bonds	\$1,240,500	\$2,741,000	\$2,391,000
591010 Employee Relations	\$37,000	\$43,000	\$60,000

City of Florence, South Carolina
Total Of Each Activity Account/Operating Expenditure

	Approved Budget FY 2018-19	Approved Budget FY 2019-20	Approved Budget FY 2020-21
591020 Unemployment Compensation	\$11,000	\$5,000	\$2,000
591030 OPEB Expense	\$685,100	\$718,000	\$728,280
592010 Property & Liability Insurance	\$420,000	\$470,000	\$510,000
592020 Small Claims	\$85,000	\$130,000	\$125,000
592030 W/C Small Claims	\$75,000	\$79,000	\$79,000
593010 Boys & Girls Club	\$20,000	\$20,000	\$20,000
593020 Transit System	\$193,000	\$218,000	\$242,500
593040 Pee Dee Chapter Red Cross	\$10,000	\$10,000	\$10,000
593050 Keep Florence Beautiful	\$5,000	\$5,000	\$5,000
593060 PDCAP Boxing Program	\$10,000	\$0	\$0
593070 Weed & Seed Program	\$50,000	\$0	\$0
593080 NOU Homeless Programs	\$75,000	\$75,000	\$75,000
593083 Florence Family Support Ctr	\$0	\$21,000	\$11,000
593090 Salvation Army	\$0	\$7,000	\$7,000
593100 Lighthouse Ministries	\$0	\$7,000	\$7,000
593110 The Manna House	\$0	\$7,000	\$0
593120 My Brother's Keeper	\$0	\$18,000	\$19,000
593130 Foster Care Clothing Closet	\$0	\$0	\$7,000
593150 Pee Dee Coalition	\$0	\$0	\$5,000
594007 Neighborhood Redevelopment	\$166,400	\$52,900	\$54,800
594015 City Center Expenses	\$350,000	\$360,000	\$350,000
594018 Dargan St. Incubator	\$160,000	\$100,900	\$100,900
594019 Farmers Market Expenses	\$23,000	\$23,000	\$50,000
594020 Contingency Fund	\$100,000	\$100,000	\$596,480
594025 Bank Charges	\$10,000	\$0	\$0
594027 Credit Card Fees	\$34,000	\$45,000	\$48,000
594030 Street Lighting	\$900,000	\$900,000	\$925,000
594035 Fire District Tax Reimbursemnt	\$45,000	\$17,000	\$12,000
594060 IT Support Services	\$250,000	\$261,600	\$310,600
594070 ERP Management System	\$55,000	\$58,000	\$102,000
594075 Health Services	\$26,000	\$75,000	\$75,000
594080 Special Projects	\$90,000	\$55,000	\$70,000
594103 High Hill Creek Bike/Run Park	\$0	\$87,000	\$0
594130 IT Upgrade	\$40,000	\$40,500	\$83,000
598040 Downtown Promotions	\$55,000	\$40,000	\$25,000
598152 BTC Parking Lease	\$63,000	\$63,000	\$63,000
890000 Miscellaneous Grant Exp	\$6,000	\$8,000	\$4,000

City of Florence, South Carolina
Total Of Each Activity Account/Operating Expenditure

		Approved Budget FY 2018-19	Approved Budget FY 2019-20	Approved Budget FY 2020-21
895000	Police Grant Expenditures	\$12,000	\$12,000	\$12,000
	TOTAL GENERAL FUND	\$35,770,000	\$38,489,000	\$40,685,000

**GENERAL FUND
DEBT SERVICE BUDGET
2020 – 2021**

**GENERAL FUND
DEBT SERVICE FUND BUDGET
FISCAL YEAR 2020-2021**

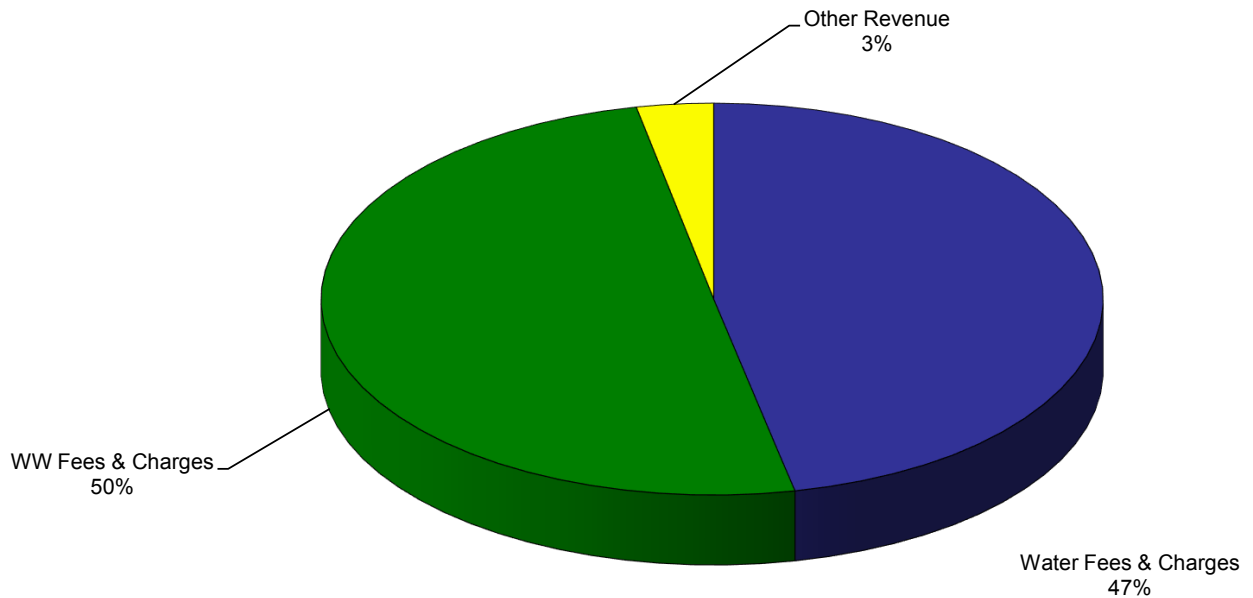
REVENUES		AMOUNT
Property Tax Revenues from Debt Service Millage	130100-401010	<u>\$455,000</u>
TOTAL REVENUES		<u>\$455,000</u>

EXPENDITURES		
General Obligation Bond Payment	13049900-590010	<u>\$455,000</u>
TOTAL EXPENDITURES		<u>\$455,000</u>

**WATER AND SEWER UTILITIES
ENTERPRISE FUND
ANNUAL BUDGET
2020 – 2021**

**WATER AND SEWER UTILITIES
ENTERPRISE FUND
REVENUES**

City of Florence, SC
Water & Sewer Enterprise Fund
\$35,538,000



Revenue Budget
Fiscal Year 2020-2021

**CITY OF FLORENCE, SOUTH CAROLINA
REVENUE SOURCES**

		Last Year Actual	Original Budget 2019-2020	Revised Budget 2019-2020	Estimated Receipts 2019-2020	Recommended Budget 2020-2021
WATER & SEWER UTILITY FUND						
WATER CHARGES						
200200-440010	Inside Water Charges	\$6,243,288	\$6,420,000	\$6,700,000	\$6,804,000	\$6,700,000
200200-440013	Timmons ville Inside Water	\$276,076	\$305,000	\$270,000	\$271,000	\$245,000
200200-440015	Outside Water Charges	\$9,990,262	\$10,300,000	\$10,500,000	\$10,594,000	\$10,500,000
200200-440018	Timmons ville Outside Water	\$105,048	\$100,000	\$105,000	\$96,000	\$87,000
	TOTAL	\$16,614,674	\$17,125,000	\$17,575,000	\$17,765,000	\$17,532,000
SEWER CHARGES						
200210-440020	Inside Sewer Charges	\$9,758,957	\$9,725,000	\$10,300,000	\$10,225,000	\$9,968,000
200210-440023	Timmons ville Inside Sewer	\$322,356	\$345,000	\$345,000	\$338,000	\$368,000
200210-440025	Outside Sewer Charges	\$8,431,312	\$8,600,000	\$9,100,000	\$9,000,000	\$8,815,000
200210-440028	Timmons ville Outside Sewer	\$259,280	\$220,000	\$250,000	\$242,000	\$342,000
	TOTAL	\$18,771,904	\$18,890,000	\$19,995,000	\$19,805,000	\$19,493,000
SEWER SURCHARGES						
200215-440035	Outside Sewer Surcharges	\$24,045	\$8,000	\$15,000	\$15,000	\$40,000
	TOTAL	\$24,045	\$8,000	\$15,000	\$15,000	\$40,000
RECONNECTION FEES						
200220-440040	Inside Reconnection Fees	\$96,503	\$60,000	\$74,000	\$74,600	\$76,000
200220-440045	Outside Reconnection Fees	\$119,553	\$100,000	\$95,000	\$95,700	\$97,000
	TOTAL	\$216,056	\$160,000	\$169,000	\$170,300	\$173,000
WATER TAP FEES						
200230-440050	Inside Water Tap Fees	\$255,800	\$230,000	\$250,000	\$270,000	\$290,000
200230-440055	Outside Water Tap Fees	\$462,748	\$460,000	\$460,000	\$576,000	\$510,000
	TOTAL	\$718,548	\$690,000	\$710,000	\$846,000	\$800,000
CUSTOMER SERVICE FEES						
200240-440060	Inside Customer Svc Charges	\$102,514	\$95,000	\$97,000	\$86,100	\$95,000
200240-440065	Outside Customer Svc Charges	\$151,000	\$160,000	\$150,000	\$140,000	\$160,000
	TOTAL	\$253,514	\$255,000	\$247,000	\$226,100	\$255,000
SEWER TAP FEES						
200250-440070	Inside Sewer Tap Fees	\$70,493	\$57,000	\$87,000	\$93,000	\$95,000
200250-440075	Outside Sewer Tap Fees	\$166,226	\$170,000	\$170,000	\$230,000	\$250,000
	TOTAL	\$236,719	\$227,000	\$257,000	\$323,000	\$345,000
INVESTMENT EARNINGS						
200300-425010	Interest Revenue	\$250,363	\$160,000	\$200,000	\$206,000	\$200,000
	TOTAL	\$250,363	\$160,000	\$200,000	\$206,000	\$200,000

**CITY OF FLORENCE, SOUTH CAROLINA
REVENUE SOURCES**

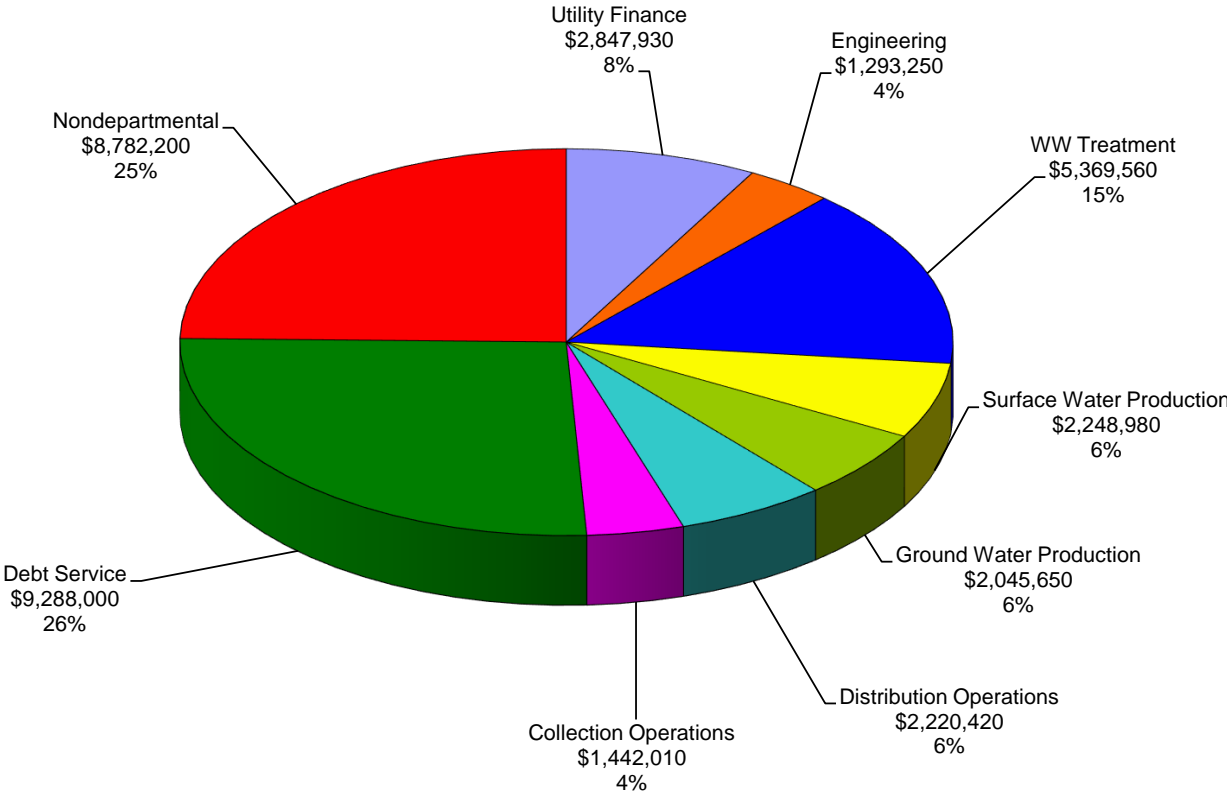
		Last Year Actual	Original Budget 2019-2020	Revised Budget 2019-2020	Estimated Receipts 2019-2020	Recommended Budget 2020-2021
MISCELLANEOUS						
200325-430000	Miscellaneous Revenue	\$117,182	\$195,000	\$195,000	\$350,000	\$250,000
200325-440520	Late Fees	\$446,945	\$375,000	\$450,000	\$416,000	\$420,000
200325-440530	BABS Credit Payments	\$0	\$1,353,000	\$805,000	\$0	\$0
200325-440540	Provision for Uncoll Rev	\$0	\$0	(\$1,180,000)	\$0	\$0
	TOTAL	\$564,127	\$1,923,000	\$270,000	\$766,000	\$670,000
OTHER FUNDING SOURCES						
200375-435010	From Unappropriated Reserve	\$0	\$0	\$1,626,600	\$0	\$0
	TOTAL	\$0	\$0	\$1,626,600	\$0	\$0
INTERDEPARTMENTAL TRANSFER						
200390-435500	Interfund Transfer	(\$3,760,000)	(\$3,778,000)	(\$3,778,000)	(\$3,778,000)	(\$3,970,000)
	TOTAL	(\$3,760,000)	(\$3,778,000)	(\$3,778,000)	(\$3,778,000)	(\$3,970,000)
TOTAL WATER & SEWER UTILITY FUND		\$33,889,949	\$35,660,000	\$37,286,600	\$36,344,400	\$35,538,000

**WATER AND SEWER UTILITIES
ENTERPRISE FUND
DEPARTMENTAL EXPENSES**

City of Florence, SC

Water & Sewer Enterprise Fund

\$35,538,000



Expense Budget

Fiscal Year 2020-2021

**CITY OF FLORENCE, SOUTH CAROLINA
COMPARISON OF EXPENDITURES**

	Last Year Actual	Revised Budget 2019-2020	Estimated Expenditures 2019-2020	Recommended Budget 2020-2021
WATER & SEWER UTILITY FUND				
WATER & SEWER OPERATIONS				
20041506 Utility Finance	\$2,941,846	\$2,737,770	\$2,525,270	\$2,847,930
20044040 Engineering	\$1,361,582	\$1,457,450	\$1,448,450	\$1,293,250
20044041 Waste Water Treatment	\$4,737,250	\$5,083,960	\$5,083,760	\$5,369,560
20044042 Surface Water Production	\$1,669,559	\$2,972,670	\$2,972,670	\$2,248,980
20044043 Ground Water Production	\$1,810,720	\$1,856,090	\$1,856,090	\$2,045,650
20044044 Distribution Operations	\$2,330,387	\$1,929,400	\$1,929,400	\$2,220,420
20044045 Collection Operations	\$1,626,242	\$1,945,240	\$1,945,240	\$1,442,010
TOTAL	\$16,477,587	\$17,982,580	\$17,760,880	\$17,467,800
DEBT SERVICE				
20047000 Debt Service	\$9,826,334	\$10,543,000	\$10,543,000	\$9,288,000
TOTAL	\$9,826,334	\$10,543,000	\$10,543,000	\$9,288,000
EMPLOYEE BENEFITS				
20049000 Other Employee Benefits	\$250,969	\$314,800	\$316,300	\$321,990
TOTAL	\$250,969	\$314,800	\$316,300	\$321,990
GENERAL INS/CLAIMS				
20049100 General Insurance/Claims	\$382,026	\$391,500	\$437,800	\$465,000
TOTAL	\$382,026	\$391,500	\$437,800	\$465,000
NON DEPARTMENTAL				
20049300 Non Departmental	\$6,524,660	\$8,054,720	\$7,345,100	\$7,995,210
TOTAL	\$6,524,660	\$8,054,720	\$7,345,100	\$7,995,210
TOTAL WATER & SEWER UTILITY FUND	\$33,461,576	\$37,286,600	\$36,403,080	\$35,538,000

**CITY OF FLORENCE, SOUTH CAROLINA
APPROPRIATIONS BY ACTIVITIES**

		Full-Time Positions	Personal Service	Operating Expense	Equipment Replacement	Capital Outlay	Total
WATER & SEWER UTILITY FUND							
WATER & SEWER OPERATIONS							
20041506	Utility Finance	37	\$2,064,200	\$655,730	\$128,000		\$2,847,930
20044040	Engineering	12	\$1,063,250	\$190,000	\$40,000		\$1,293,250
20044041	Waste Water Treatment	31	\$2,119,260	\$2,570,300	\$330,000	\$350,000	\$5,369,560
20044042	Surface Water Production	9	\$633,830	\$978,150	\$34,000	\$603,000	\$2,248,980
20044043	Ground Water Production	9	\$544,180	\$1,238,470	\$88,000	\$175,000	\$2,045,650
20044044	Distribution Operations	25	\$1,513,420	\$603,000	\$104,000		\$2,220,420
20044045	Collection Operations	16	\$1,022,960	\$305,050	\$114,000		\$1,442,010
	TOTAL	139	\$8,961,100	\$6,540,700	\$838,000	\$1,128,000	\$17,467,800
20047000 DEBT SERVICE							
590020	W/S Revenue Bonds			\$9,253,000			\$9,253,000
590040	Debt Service Admin Charges			\$35,000			\$35,000
	TOTAL			\$9,288,000			\$9,288,000
20049000 EMPLOYEE BENEFITS							
591010	Employee Relations			\$57,000			\$57,000
591020	Unemployment Compensation			\$2,000			\$2,000
591030	OPEB Expense			\$262,990			\$262,990
	TOTAL			\$321,990			\$321,990
20049100 GENERAL INSURANCE/CLAIMS							
592010	Property & Liability Insurance			\$325,000			\$325,000
592020	Small Claims			\$105,000			\$105,000
592030	W/C Small Claims			\$35,000			\$35,000
	TOTAL			\$465,000			\$465,000
20049300 NON DEPARTMENTAL							
531010	Legal Services			\$65,000			\$65,000
594015	City Center Expenses			\$350,000			\$350,000
594020	Contingency Fund			\$155,400			\$155,400
594025	Bank Charges			\$2,000			\$2,000
594027	Credit Card Fees			\$189,800			\$189,800
594060	IT Support Services			\$310,600			\$310,600
594070	ERP Management System			\$124,410			\$124,410
594075	Health Services			\$75,000			\$75,000
594080	Special Projects			\$140,000			\$140,000
594110	Construction Transfer			\$2,750,000			\$2,750,000
594120	Capital Construction Reserve			\$2,500,000			\$2,500,000
594125	Economic Development			\$1,250,000			\$1,250,000
594130	IT Upgrade			\$83,000			\$83,000
	TOTAL			\$7,995,210			\$7,995,210
TOTAL	WATER & SEWER UTILITY FUND	139	\$8,961,100	\$24,610,900	\$838,000	\$1,128,000	\$35,538,000

20041506 Utility Finance

FY 2020-2021

Personal Services

511100	Regular Salaries & Wages	\$1,314,460	
511300	Overtime Salaries & Wages	\$65,000	
522100	SCRS Retirement	\$228,480	
523000	Employer Paid Insurance	\$313,880	
524000	Workers' Compensation	\$40,170	
525000	FICA	\$102,210	
		<u> </u>	\$2,064,200

Operating Expenditures

531050	Utility Bill Printing/Mailing	\$275,830	
532010	Telephone & Related Services	\$26,000	
533900	Other Maint/Service Contracts	\$65,000	
537000	Vehicle Repair & Maintenance	\$27,000	
538900	Other Maintenance & Repairs	\$3,500	
550100	Printing	\$10,000	
550210	Office Supplies	\$16,000	
550299	Other Supplies & Equipment	\$20,000	
550300	Postage	\$37,000	
550400	Vehicle Fuel & Oil	\$52,000	
550510	Meter Parts & Supplies	\$100,000	
560020	Uniforms & Clothing	\$16,000	
561010	Membership & Dues	\$1,700	
561020	Conference & Training	\$3,200	
561030	Travel & Lodging	\$2,500	
		<u> </u>	\$655,730

Capital Outlay

585000	Capital Replacement Transfer	\$128,000	
		<u> </u>	\$128,000
	Total		<u>\$2,847,930</u>

Utility Finance

Personnel

1	Collections Manager
1	Billing & Customer Serv Supr
1	Accountant
1	IT Systems Analyst
1	Inventory Control Coord
1	Meter Reading Services Supt
1	Lead Meter Reader
2	Meter Technician
15	Meter Reader
3	Licensing & Permitting Clerk
7	Customer Service Clerk II
3	Customer Service Clerk III
<hr/>	
37	Total Full-time Employees

20044040 Engineering

FY 2020-2021

Personal Services

511100	Regular Salaries & Wages	\$746,720	
522100	SCRS Retirement	\$123,670	
523000	Employer Paid Insurance	\$120,500	
524000	Workers' Compensation	\$16,980	
525000	FICA	\$55,380	
			<u>\$1,063,250</u>

Operating Expenditures

531000	Professional Services	\$55,000	
532010	Telephone & Related Services	\$11,000	
532030	Public Notices	\$200	
533900	Other Maint/Service Contracts	\$50,000	
534070	Building Maintenance	\$5,000	
535020	Electricity	\$30,000	
537000	Vehicle Repair & Maintenance	\$4,500	
538020	Radio Maintenance & Repairs	\$500	
550100	Printing	\$5,000	
550299	Other Supplies & Equipment	\$8,000	
550300	Postage	\$300	
550400	Vehicle Fuel & Oil	\$13,500	
560020	Uniforms & Clothing	\$2,000	
561010	Membership & Dues	\$1,500	
561020	Conference & Training	\$2,000	
561030	Travel & Lodging	\$1,500	
			<u>\$190,000</u>

Capital Outlay

585000	Capital Replacement Transfer	\$40,000	
			<u>\$40,000</u>
	Total		<u>\$1,293,250</u>

Personnel

1	Assistant City Manager
1	City Engineer
1	Suptd of Eng/GIS
1	Project Superintendent
1	GIS Technician
1	GIS Administrator
1	Administrative Coordinator
3	Engineering Technician
1	Plans Rev/Utilities Spec
1	Switchboard Opr/Recp
<u>12</u>	<u>Total Full-time Employees</u>

20044041 Waste Water Treatment

FY 2020-2021

Personal Services

511100	Regular Salaries & Wages	\$1,409,000	
511300	Overtime Salaries & Wages	\$20,000	
522100	SCRS Retirement	\$229,180	
523000	Employer Paid Insurance	\$312,140	
524000	Workers' Compensation	\$44,760	
525000	FICA	\$104,180	
			<u>\$2,119,260</u>

Operating Expenditures

531000	Professional Services	\$60,000	
532010	Telephone & Related Services	\$12,000	
533900	Other Maint/Service Contracts	\$60,000	
534070	Building Maintenance	\$5,000	
535010	City Services	\$14,000	
535020	Electricity	\$1,263,700	
535030	Fuel Oil	\$15,000	
536000	Landfill Services	\$330,000	
537000	Vehicle Repair & Maintenance	\$10,000	
538020	Radio Maintenance & Repairs	\$500	
538900	Other Maintenance & Repairs	\$403,500	
550100	Printing	\$2,000	
550230	Chemicals	\$205,000	
550250	Lab Supplies	\$34,000	
550299	Other Supplies & Equipment	\$70,000	
550300	Postage	\$1,600	
550400	Vehicle Fuel & Oil	\$45,000	
560020	Uniforms & Clothing	\$18,000	
561010	Membership & Dues	\$11,000	
561020	Conference & Training	\$10,000	
			<u>\$2,570,300</u>

Capital Outlay

580050	Facility Improvements	\$350,000	
585000	Capital Replacement Transfer	\$330,000	
			<u>\$680,000</u>
	Total		<u>\$5,369,560</u>

Waste Water Treatment

Personnel	Capital	
1 Utility Director	Upgrade Public Works Lift Station	\$350,000
1 WW Plant Suptd		<u>\$350,000</u>
1 Maintenance Suptd		
2 WW Plant Opr II (A Cert)		
1 Compliance Suptd		
1 Assistant WW Suptd		
1 Electrician III		
4 WW Plant Opr II (B Cert)		
3 WW Plant Opr I (D/C)		
4 Utility Maintenance Tech		
1 CMOM Compliance Inspector		
1 Electrician II		
1 Lab Operator		
1 Special Construction Equip Opr		
1 Compliance Inspector		
1 Ut Reg Ofc Asst III		
1 Debris Handler		
1 Compliance Engineering Tech		
<u>4 Operator Apprentice</u>		
31 Total Full-time Employees		

20044042 Surface Water Production

FY 2020-2021

Personal Services

511100	Regular Salaries & Wages	\$431,320	
511300	Overtime Salaries & Wages	\$5,000	
522100	SCRS Retirement	\$72,270	
523000	Employer Paid Insurance	\$78,890	
524000	Workers' Compensation	\$13,880	
525000	FICA	\$32,470	
			<u>\$633,830</u>

Operating Expenditures

531000	Professional Services	\$20,000	
532010	Telephone & Related Services	\$5,000	
533900	Other Maint/Service Contracts	\$10,000	
534070	Building Maintenance	\$30,000	
535010	City Services	\$1,800	
535020	Electricity	\$366,000	
535030	Fuel Oil	\$20,000	
537000	Vehicle Repair & Maintenance	\$2,000	
538020	Radio Maintenance & Repairs	\$500	
538900	Other Maintenance & Repairs	\$142,260	
550100	Printing	\$800	
550230	Chemicals	\$302,500	
550250	Lab Supplies	\$45,000	
550299	Other Supplies & Equipment	\$20,000	
550300	Postage	\$140	
550400	Vehicle Fuel & Oil	\$4,000	
560020	Uniforms & Clothing	\$6,000	
561010	Membership & Dues	\$650	
561020	Conference & Training	\$1,500	
			<u>\$978,150</u>

Capital Outlay

580050	Facility Improvements	\$603,000	
585000	Capital Replacement Transfer	\$34,000	
			<u>\$637,000</u>
	Total		<u>\$2,248,980</u>

Surface Water Production

Personnel	Capital	
1 Surf Wtr PI Chief Opr/Suptd	Raw Water Pump Maintenance	\$150,000
1 Surf Wtr Plant Lab Opr	Filter Media Replacement #1 & 2	\$170,000
2 Surf Wtr Plant Opr A	Lagoon Dredging	\$200,000
3 Surf Wtr Plant Opr B	SWTP Comp Maintenance Review	<u>\$83,000</u>
1 Surf Water Plant Opr I D		\$603,000
1 Operator Apprentice		
<u>9 Total Full-time Employees</u>		

20044043 Ground Water Production

FY 2020-2021

Personal Services

511100	Regular Salaries & Wages	\$345,650	
511300	Overtime Salaries & Wages	\$7,500	
522100	SCRS Retirement	\$58,490	
523000	Employer Paid Insurance	\$94,460	
524000	Workers' Compensation	\$12,320	
525000	FICA	\$25,760	
			\$544,180

Operating Expenditures

531000	Professional Services	\$75,000	
532010	Telephone & Related Services	\$40,000	
534070	Building Maintenance	\$3,000	
535010	City Services	\$8,500	
535020	Electricity	\$760,500	
535030	Fuel Oil	\$200	
537000	Vehicle Repair & Maintenance	\$5,000	
538020	Radio Maintenance & Repairs	\$400	
538040	Well Maintenance & Repairs	\$121,600	
538900	Other Maintenance & Repairs	\$80,000	
550230	Chemicals	\$100,000	
550250	Lab Supplies	\$14,500	
550299	Other Supplies & Equipment	\$5,500	
550300	Postage	\$170	
550400	Vehicle Fuel & Oil	\$17,000	
560020	Uniforms & Clothing	\$5,000	
561010	Membership & Dues	\$600	
561020	Conference & Training	\$1,500	
			\$1,238,470

Capital Outlay

580050	Facility Improvements	\$175,000	
585000	Capital Replacement Transfer	\$88,000	
			\$263,000

Total \$2,045,650

Personnel

1	Lead Groundwater Operator
1	Water Plant Opr II (A)
6	Water Plant Opr I (D/C)
1	Operator Apprentice
9 Total Full-time Employees	

Capital

Replace Filter Media - Alligator Rd Water Plant	\$175,000
	\$175,000

20044044 Distribution Operations

FY 2020-2021

Personal Services

511100	Regular Salaries & Wages	\$931,400	
511300	Overtime Salaries & Wages	\$75,000	
522100	SCRS Retirement	\$166,780	
523000	Employer Paid Insurance	\$233,720	
524000	Workers' Compensation	\$32,360	
525000	FICA	\$74,160	
		<u> </u>	\$1,513,420

Operating Expenditures

531000	Professional Services	\$10,000	
532010	Telephone & Related Services	\$11,000	
533900	Other Maint/Service Contracts	\$4,500	
534070	Building Maintenance	\$17,000	
535010	City Services	\$10,500	
535020	Electricity	\$10,000	
535030	Fuel Oil	\$10,000	
537000	Vehicle Repair & Maintenance	\$25,500	
538020	Radio Maintenance & Repairs	\$500	
538900	Other Maintenance & Repairs	\$36,000	
550100	Printing	\$7,550	
550299	Other Supplies & Equipment	\$27,500	
550300	Postage	\$150	
550400	Vehicle Fuel & Oil	\$45,000	
550510	Meter Parts & Supplies	\$95,000	
550520	Pipe Fittings & Supplies	\$265,000	
550530	Paving Materials & Supplies	\$7,500	
560020	Uniforms & Clothing	\$19,000	
561010	Membership & Dues	\$300	
561020	Conference & Training	\$1,000	
		<u> </u>	\$603,000

Capital Outlay

585000	Capital Replacement Transfer	\$104,000	
		<u> </u>	\$104,000
	Total		<u>\$2,220,420</u>

Distribution Operations

Personnel

- 1 Utility Ops Div Manager
- 2 Supervisor
- 2 Team Leader Equip Operator
- 2 Spec Constr Equip Opr
- 9 Distribution Coll Oper
- 3 Team Leader
- 6 Ut Opr Maintenance Wkr

- 25 Total Full-time Employees

20044045 Collection Operations

FY 2020-2021

Personal Services

511100	Regular Salaries & Wages	\$613,990	
511300	Overtime Salaries & Wages	\$75,000	
522100	SCRS Retirement	\$114,180	
523000	Employer Paid Insurance	\$147,540	
524000	Workers' Compensation	\$21,610	
525000	FICA	\$50,640	
			<u>\$1,022,960</u>

Operating Expenditures

531000	Professional Services	\$200	
532010	Telephone & Related Services	\$3,600	
537000	Vehicle Repair & Maintenance	\$33,000	
538020	Radio Maintenance & Repairs	\$500	
538900	Other Maintenance & Repairs	\$33,000	
550100	Printing	\$700	
550299	Other Supplies & Equipment	\$30,000	
550300	Postage	\$50	
550400	Vehicle Fuel & Oil	\$40,000	
550520	Pipe Fittings & Supplies	\$94,000	
550530	Paving Materials & Supplies	\$56,000	
560020	Uniforms & Clothing	\$11,000	
561010	Membership & Dues	\$1,000	
561020	Conference & Training	\$2,000	
			<u>\$305,050</u>

Capital Outlay

585000	Capital Replacement Transfer	\$114,000	
			<u>\$114,000</u>
	Total		<u>\$1,442,010</u>

Personnel

1	Supervisor
1	Team Leader Equip Operator
2	Heavy Equipment Operator
4	Spec Constr Equip Opr
3	Team Leader
4	Ut Opr Maintenance Wkr
1	Distribution Coll Opr
<u>16</u>	<u>Total Full-time Employees</u>

FY 2020-2021

20047000 Debt Service

590020	W/S Revenue Bonds	\$9,253,000
590040	Debt Service Admin Charges	\$35,000
	Total	\$9,288,000

20049000 Other Employee Benefits

591010	Employee Relations	\$57,000
591020	Unemployment Compensation	\$2,000
591030	OPEB Expense	\$262,990
	Total	\$321,990

20049100 General Insurance/Claims

592010	Property & Liability Insurance	\$325,000
592020	Small Claims	\$105,000
592030	W/C Small Claims	\$35,000
	Total	\$465,000

20049300 Non Departmental

531010	Legal Services	\$65,000
594015	City Center Operations	\$350,000
594020	Contingency Fund	\$155,400
594025	Bank Charges	\$2,000
594027	Credit Card Fees	\$189,800
594060	IT Support Services	\$310,600
594070	ERP Management System	\$124,410
594075	Health Services	\$75,000
594080	Special Projects	\$140,000
594110	Construction Transfer	\$2,750,000
594120	Capital Construction Reserve	\$2,500,000
594125	Economic Development	\$1,250,000
594130	IT Upgrade	\$83,000
	Total	\$7,995,210

City of Florence, South Carolina
Total Of Each Activity Account/Operating Expenditure

		Approved Budget FY 2018-19	Approved Budget FY 2019-20	Approved Budget FY 2020-21
WATER & SEWER UTILITY FUND				
511100	Regular Salaries & Wages	\$5,481,450	\$5,740,340	\$5,792,540
511300	Overtime Salaries & Wages	\$149,000	\$217,500	\$247,500
522100	SCRS Retirement	\$820,330	\$932,160	\$993,050
523000	Employer Paid Insurance	\$1,017,650	\$1,255,240	\$1,301,130
524000	Workers' Compensation	\$151,700	\$161,370	\$182,080
525000	FICA	\$412,950	\$435,770	\$444,800
531000	Professional Services	\$248,200	\$220,200	\$220,200
531010	Legal Services	\$65,000	\$65,000	\$65,000
531050	Utility Bill Printing/Mailing	\$220,000	\$225,000	\$275,830
532010	Telephone & Related Services	\$101,600	\$86,600	\$108,600
532030	Public Notices	\$200	\$200	\$200
533900	Other Maint/Service Contracts	\$177,500	\$189,500	\$189,500
534070	Building Maintenance	\$66,000	\$66,000	\$60,000
535010	City Services	\$34,800	\$34,800	\$34,800
535020	Electricity	\$2,380,500	\$2,490,500	\$2,430,200
535030	Fuel Oil	\$45,200	\$45,200	\$45,200
536000	Landfill Services	\$300,000	\$320,000	\$330,000
537000	Vehicle Repair & Maintenance	\$95,000	\$104,800	\$107,000
538020	Radio Maintenance & Repairs	\$3,400	\$4,400	\$2,900
538040	Well Maintenance & Repairs	\$121,600	\$121,600	\$121,600
538900	Other Maintenance & Repairs	\$599,760	\$644,760	\$698,260
550100	Printing	\$24,250	\$20,750	\$26,050
550210	Office Supplies	\$15,000	\$16,000	\$16,000
550230	Chemicals	\$588,500	\$607,500	\$607,500
550250	Lab Supplies	\$93,500	\$93,500	\$93,500
550299	Other Supplies & Equipment	\$159,000	\$175,000	\$181,000
550300	Postage	\$7,410	\$14,410	\$39,410
550400	Vehicle Fuel & Oil	\$219,500	\$211,500	\$216,500
550510	Meter Parts & Supplies	\$680,000	\$245,000	\$195,000
550520	Pipe Fittings & Supplies	\$346,000	\$366,000	\$359,000
550530	Paving Materials & Supplies	\$53,500	\$63,500	\$63,500
560020	Uniforms & Clothing	\$68,000	\$71,000	\$77,000
561010	Membership & Dues	\$15,750	\$17,750	\$16,750
561020	Conference & Training	\$14,250	\$19,250	\$21,200
561030	Travel & Lodging	\$3,400	\$3,000	\$4,000
580040	Auto Equipment	\$0	\$120,000	\$0
580050	Facility Improvements	\$910,000	\$1,045,000	\$1,128,000

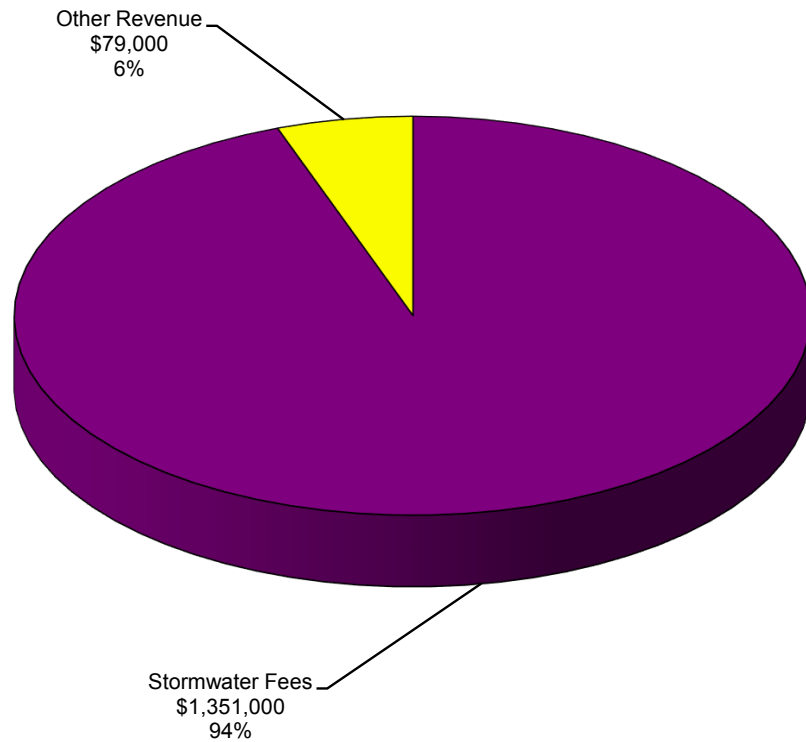
City of Florence, South Carolina
Total Of Each Activity Account/Operating Expenditure

	Approved Budget FY 2018-19	Approved Budget FY 2019-20	Approved Budget FY 2020-21
580060 Other Equipment	\$11,500	\$8,000	\$0
585000 Capital Replacement Transfer	\$653,000	\$750,000	\$838,000
590020 W/S Revenue Bonds	\$10,092,000	\$10,508,000	\$9,253,000
590040 Debt Service Admin Charges	\$37,000	\$35,000	\$35,000
591010 Employee Relations	\$30,000	\$37,000	\$57,000
591020 Unemployment Compensation	\$2,000	\$2,000	\$2,000
591030 OPEB Expense	\$234,600	\$259,300	\$262,990
592010 Property & Liability Insurance	\$256,000	\$283,500	\$325,000
592020 Small Claims	\$70,000	\$79,000	\$105,000
592030 W/C Small Claims	\$15,000	\$13,000	\$35,000
594015 City Center Expenses	\$350,000	\$360,000	\$350,000
594020 Contingency Fund	\$100,000	\$250,000	\$155,400
594025 Bank Charges	\$40,000	\$20,000	\$2,000
594027 Credit Card Fees	\$155,000	\$163,000	\$189,800
594060 IT Support Services	\$250,000	\$261,600	\$310,600
594070 ERP Management System	\$68,000	\$100,000	\$124,410
594075 Health Services	\$26,000	\$75,000	\$75,000
594080 Special Projects	\$100,000	\$115,000	\$140,000
594110 Construction Transfer	\$2,500,000	\$2,500,000	\$2,750,000
594120 Capital Construction Reserve	\$1,930,000	\$2,100,000	\$2,500,000
594125 Economic Development	\$1,250,000	\$1,250,000	\$1,250,000
594130 IT Upgrade	\$40,000	\$40,500	\$83,000
TOTAL WATER & SEWER UTILITY FUND	\$33,900,000	\$35,660,000	\$35,538,000

**STORMWATER UTILITY
ENTERPRISE FUND
ANNUAL BUDGET
2020 – 2021**

**STORMWATER UTILITY
ENTERPRISE FUND
REVENUES**

City of Florence, SC
Stormwater Enterprise Fund
\$1,430,000



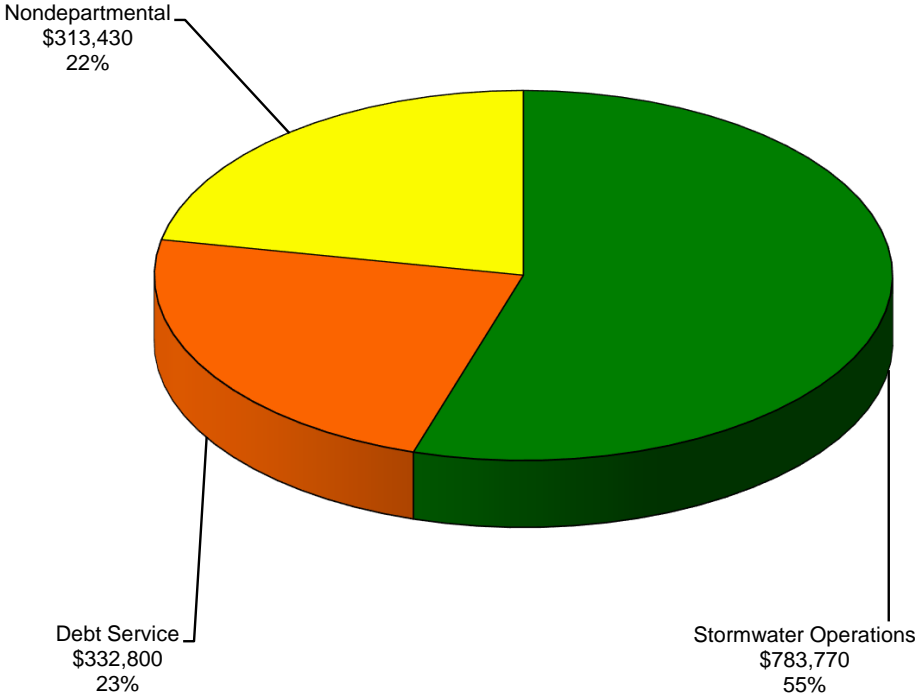
Revenue Budget
Fiscal Year 2020-2021

**CITY OF FLORENCE, SOUTH CAROLINA
REVENUE SOURCES**

		Last Year Actual	Original Budget 2019-2020	Revised Budget 2019-2020	Estimated Receipts 2019-2020	Recommended Budget 2020-2021
STORMWATER UTILITY FUND						
CHARGES FOR SERVICES						
300130-440500	Stormwater Service Fees	\$1,322,619	\$1,325,000	\$1,330,000	\$1,350,000	\$1,351,000
	TOTAL	\$1,322,619	\$1,325,000	\$1,330,000	\$1,350,000	\$1,351,000
INVESTMENT EARNINGS						
300300-425010	Interest Revenue	\$1,757	\$1,500	\$1,500	\$1,500	\$1,500
	TOTAL	\$1,757	\$1,500	\$1,500	\$1,500	\$1,500
MISCELLANEOUS						
300325-430000	Miscellaneous Revenue	\$0	\$3,500	\$3,500	\$2,500	\$2,500
300325-440510	Stormwater Review Fees	\$9,840	\$5,000	\$8,000	\$12,000	\$10,000
300325-440540	Provision for Uncoll Rev	\$0	\$0	(\$8,000)	\$0	\$0
	TOTAL	\$9,840	\$8,500	\$3,500	\$14,500	\$12,500
TRANSFERS						
300390-435110	From Sunday Local Option Fund	\$65,000	\$65,000	\$65,000	\$65,000	\$65,000
	TOTAL	\$65,000	\$65,000	\$65,000	\$65,000	\$65,000
	TOTAL STORMWATER UTILITY FUND	\$1,399,217	\$1,400,000	\$1,400,000	\$1,431,000	\$1,430,000

**STORMWATER UTILITY
ENTERPRISE FUND
DEPARTMENTAL EXPENSES**

City of Florence, SC
Stormwater Enterprise Fund
\$1,430,000



Expense Budget
Fiscal Year 2020-2021

**CITY OF FLORENCE, SOUTH CAROLINA
COMPARISON OF EXPENDITURES**

	Last Year Actual	Revised Budget 2019-2020	Estimated Expenditures 2019-2020	Recommended Budget 2020-2021
STORMWATER UTILITY FUND				
STORMWATER OPERATIONS				
30044060 Stormwater Operations	\$859,418	\$728,600	\$730,600	\$783,770
TOTAL	\$859,418	\$728,600	\$730,600	\$783,770
DEBT SERVICE				
30047000 Debt Service	\$352,648	\$357,400	\$356,600	\$332,800
TOTAL	\$352,648	\$357,400	\$356,600	\$332,800
EMPLOYEE BENEFITS				
30049000 Other Employee Benefits	\$17,993	\$22,000	\$22,000	\$22,230
TOTAL	\$17,993	\$22,000	\$22,000	\$22,230
GENERAL INS/CLAIMS				
30049100 General Insurance/Claims	\$9,087	\$9,600	\$10,100	\$11,200
TOTAL	\$9,087	\$9,600	\$10,100	\$11,200
NON DEPARTMENTAL				
30049300 Non Departmental	\$275,000	\$282,400	\$275,000	\$280,000
TOTAL	\$275,000	\$282,400	\$275,000	\$280,000
TOTAL STORMWATER UTILITY FUND	\$1,514,147	\$1,400,000	\$1,394,300	\$1,430,000

**CITY OF FLORENCE, SOUTH CAROLINA
APPROPRIATIONS BY ACTIVITIES**

		Full-Time Positions	Personal Service	Operating Expense	Equipment Replacement	Capital Outlay	Total
STORMWATER UTILITY FUND							
STORMWATER OPERATIONS							
30044060	Stormwater Operations	8	\$525,060	\$141,710	\$117,000		\$783,770
	TOTAL	8	\$525,060	\$141,710	\$117,000		\$783,770
30047000 DEBT SERVICE							
590040	Debt Service Admin Charges			\$3,400			\$3,400
590050	SW Revenue Bonds			\$329,400			\$329,400
	TOTAL			\$332,800			\$332,800
30049000 EMPLOYEE BENEFITS							
591010	Employee Relations			\$2,000			\$2,000
591030	OPEB Expense			\$20,230			\$20,230
	TOTAL			\$22,230			\$22,230
30049100 GENERAL INSURANCE/CLAIMS							
592010	Property & Liability Insurance			\$11,200			\$11,200
	TOTAL			\$11,200			\$11,200
30049300 NON DEPARTMENTAL							
594020	Contingency Fund			\$5,000			\$5,000
594110	Construction Transfer			\$100,000			\$100,000
597140	Interfund Transfers			\$175,000			\$175,000
	TOTAL			\$280,000			\$280,000
TOTAL	STORMWATER UTILITY FUND	8	\$525,060	\$787,940	\$117,000		\$1,430,000

30044060 Stormwater Operations

FY 2020-2021

Personal Services

511100	Regular Salaries & Wages	\$328,250	
511300	Overtime Salaries & Wages	\$30,000	
522100	SCRS Retirement	\$59,370	
523000	Employer Paid Insurance	\$68,480	
524000	Workers' Compensation	\$12,310	
525000	FICA	\$26,650	
			<u>\$525,060</u>

Operating Expenditures

531000	Professional Services	\$19,730	
532010	Telephone & Related Services	\$2,000	
535020	Electricity	\$3,400	
537000	Vehicle Repair & Maintenance	\$20,430	
538020	Radio Maintenance & Repairs	\$500	
538900	Other Maintenance & Repairs	\$27,250	
550100	Printing	\$500	
550299	Other Supplies & Equipment	\$14,200	
550300	Postage	\$200	
550400	Vehicle Fuel & Oil	\$35,000	
550520	Pipe Fittings & Supplies	\$11,700	
560020	Uniforms & Clothing	\$5,000	
561010	Membership & Dues	\$500	
561020	Conference & Training	\$500	
561030	Travel & Lodging	\$800	
			<u>\$141,710</u>

Capital Outlay

585000	Capital Replacement Transfer	\$117,000	
			<u>\$117,000</u>
	Total		<u>\$783,770</u>

Personnel

- 1 Utility Ops Suptd
- 1 Team Leader Equip Operator
- 3 Heavy Equipment Operator
- 3 Special Constr Equip Opr

- 8 Total Full-time Employees

FY 2020-2021

30047000 Debt Service

590040	Debt Service Admin Charges	\$3,400
590050	SW Revenue Bonds	\$329,400
	Total	\$332,800

30049000 Other Employee Benefits

591010	Employee Relations	\$2,000
591030	OPEB Expense	\$20,230
	Total	\$22,230

30049100 General Insurance/Claims

592010	Property & Liability Insurance	\$11,200
	Total	\$11,200

30049300 Non Departmental

594020	Contingency Fund	\$5,000
594110	Construction Transfer	\$100,000
597140	Interfund Transfer	\$175,000
	Total	\$280,000

City of Florence, South Carolina
Total Of Each Activity Account/Operating Expenditure

		Approved Budget FY 2018-19	Approved Budget FY 2019-20	Approved Budget FY 2020-21
STORMWATER UTILITY FUND				
511100	Regular Salaries & Wages	\$317,260	\$312,460	\$328,250
511300	Overtime Salaries & Wages	\$20,000	\$20,000	\$30,000
522100	SCRS Retirement	\$49,130	\$51,760	\$59,370
523000	Employer Paid Insurance	\$59,300	\$71,630	\$68,480
524000	Workers' Compensation	\$10,260	\$10,220	\$12,310
525000	FICA	\$25,090	\$24,620	\$26,650
531000	Professional Services	\$19,730	\$19,730	\$19,730
532010	Telephone & Related Services	\$1,500	\$1,000	\$2,000
535020	Electricity	\$5,000	\$3,000	\$3,400
537000	Vehicle Repair & Maintenance	\$17,930	\$20,430	\$20,430
538020	Radio Maintenance & Repairs	\$500	\$500	\$500
538900	Other Maintenance & Repairs	\$25,000	\$27,250	\$27,250
550100	Printing	\$500	\$500	\$500
550299	Other Supplies & Equipment	\$9,200	\$14,200	\$14,200
550300	Postage	\$200	\$200	\$200
550400	Vehicle Fuel & Oil	\$35,000	\$35,000	\$35,000
550520	Pipe Fittings & Supplies	\$11,700	\$11,700	\$11,700
560020	Uniforms & Clothing	\$5,000	\$5,000	\$5,000
561010	Membership & Dues	\$1,500	\$1,000	\$500
561020	Conference & Training	\$1,500	\$1,000	\$500
561030	Travel & Lodging	\$800	\$800	\$800
585000	Capital Replacement Transfer	\$100,000	\$100,000	\$117,000
590040	Debt Service Admin Charges	\$3,400	\$3,400	\$3,400
590050	SW Revenue Bonds	\$352,000	\$354,000	\$329,400
591010	Employee Relations	\$3,000	\$1,000	\$2,000
591030	OPEB Expense	\$18,800	\$20,000	\$20,230
592010	Property & Liability Insurance	\$8,700	\$9,600	\$11,200
594020	Contingency Fund	\$5,000	\$5,000	\$5,000
594110	Construction Transfer	\$100,000	\$100,000	\$100,000
597140	Interfund Transfers	\$175,000	\$175,000	\$175,000
TOTAL STORMWATER UTILITY FUND		\$1,382,000	\$1,400,000	\$1,430,000

**UTILITY CONSTRUCTION FUNDS
ANNUAL BUDGET
2020 – 2021**

**WATER AND SEWER UTILITIES
CONSTRUCTION FUND BUDGET
FISCAL YEAR 2020-21**

FUNDING SOURCES

AMOUNT

Projected Cash on Hand, July 1, 2020	220375-435010	\$915,000
FY 2020-21 Budgeted Transfer from W/S Utilities Operating Fund	220399-435020	\$2,750,000
Transfer from Capital Construction Reserve Fund	220399-460210	\$1,000,000
Utilities Relocation Reimbursement for Highway Projects	220399-460075	\$2,000,000
Florence County Projects Reimbursement	220399-460130	\$100,000
Projected Interest Earnings	220300-425010	\$25,000

TOTAL FUNDING SOURCES

\$6,790,000

PROJECTS

A. Projects Approved in Prior Year Budgets

1. Elevated Tank Inspection, Repair & Painting	22049900-586010-W0024	\$500,000
2. Jeffries Creek Beaver Management (SSO Compliance)	22049900-586010-W0027	\$7,000
3. Water Line Extension Requests - Florence County	22049900-586010-W0037	\$100,000
4. Sumter Street Development Sewer Improvements (Annexation)	22049900-586010-W0077	\$400,000
5. West Florence/Timmons ville Sewer Master Plan	22049900-586010-W0085	\$150,000
6. SCDOT Alligator Road Widening Phase 2- Utilities Relocation	22049900-586010-W0100	\$1,000,000
7. Harris Court Water Line Extension	20049900-586010-W0115	\$122,000
8. Middle Swamp Sewer Interceptor Manhole Upgrades	22049900-586010-W0117	\$300,000

B. Projects Approved and Added In FY 2019-20

1. Hoffmeyer Road Sewer Extension (Fast Track Annexation)	22049900-586010-W0067	\$324,000
2. West Sumter Street Water Line Extension - Pisgah Road to Stokes Road	22049900-586010-W0128	\$311,000
3. Alligator West Development Off-Site Utilities (Annexation)	22049900-586010-W0129	\$50,000

C. Proposed Projects for FY 2020-21

1. Sumter Street Annexations	22049900-586010-W0083	\$200,000
2. Naturally Outdoors Sewer Relocation	22049900-586010-W0118	\$100,000
3. Water Line and Force Main to FMU Nature Center (Williston Road)	22049900-586010-W0139	\$132,000
4. Timmons ville Sewer Improvements	22049900-586010-W0140	\$75,000
5. Darlington St & Hoffmeyer St Sewer Lift Station	22049900-586010-W0141	\$270,000
6. East Howe Springs Rd. Water Line Replacement (Bannockburn to Oliver)	22049900-586010-W0142	\$160,000
7. Quinby Circle Water Line Replacement	22049900-586010-W0143	\$100,000
8. Sewer Extension to Spec. Building in Pee Dee Commerce Park	22049900-586010-W0144	\$180,000

D. Other

1. Utility Line Engineering/Legal/Professional Services	22049900-586010-WENG	\$150,000
2. Reserved for Other Projects	22049900-586010-WRES	\$2,159,000

TOTAL PROJECTS

\$6,790,000

**STORMWATER UTILITY
CONSTRUCTION FUND BUDGET
FISCAL YEAR 2020-2021**

FUNDING SOURCES		AMOUNT
Projected Cash/Bond Proceeds on Hand, July 1, 2020	320375-435010	\$274,000
FY 2020-21 Budgeted Transfer from Stormwater Utility Operating Fund	320399-435030	\$100,000
Projected Interest Earnings	320300-425010	\$5,000
		<hr/>
TOTAL FUNDING SOURCES		\$379,000

PROJECTS

A. Projects Approved in Prior Year Budgets

1. Stormwater Division Pipe Projects	32049900-586020-SW001	\$10,000
2. NPDES Phase II Compliance	32049900-586020-SW012	\$50,000
3. Thorncliffe Drainage Improvements	32049900-586020-SW026	\$20,000
4. College Park Drainage Improvements	32049900-586020-SW027	\$35,000

B. Other

1. Stormwater Engineering/Legal/Professional Services	32049900-586020-SWENG	\$25,000
2. Reserved for Other Projects	32049900-586020-SWRES	\$239,000
		<hr/>

TOTAL PROJECTS		\$379,000
-----------------------	--	------------------

EQUIPMENT REPLACEMENT FUNDS
ANNUAL BUDGET
2020 – 2021

**WATER AND SEWER UTILITIES
EQUIPMENT REPLACEMENT FUND BUDGET
FISCAL YEAR 2020-21**

			TOTAL
21041506	Utility Finance		
580040	Full Size Pickup Truck (# 621) with Radio	\$24,000	
580040	Full Size Pickup Truck (# 623) with Radio	\$24,000	
Utility Finance Total			\$48,000
21044041	Wastewater Treatment Plant		
580040	Full Size Pickup Truck (# 755) with Radio	\$35,000	
580040	Full Size Pickup Truck (# 758) with Radio	\$35,000	
580040	Bucket Truck (# 652) with Radio	\$80,000	
580040	Full Size Pickup Truck (# 653) with Radio	\$35,000	
580040	Full Size Pickup Truck (# 709) with Radio	\$30,000	
580040	Full Size Pickup Truck (# 753) with Radio	\$35,000	
580060	6-Inch Trash Pump	\$45,000	
580060	Lawn Mower (# 792)	<u>\$17,000</u>	
Wastewater Treatment Plant Total			\$312,000
21044043	Ground Water		
580040	Sport Utility Vehicle (# 700) with Radio	\$35,000	
580040	Full Size Pickup Truck (# 704) with Radio	\$35,000	
580060	Emergency Generator	<u>\$30,000</u>	
Ground Water Production Total			\$100,000
21044044	Distribution Operations		
580040	Heavy Duty Pickup Truck (# 687) with Radio	\$60,000	
580060	Compact Track Loader	\$100,000	
580060	Backhoe (#675)	<u>\$100,000</u>	
Distribution Operations Total			\$260,000
21044045	Collection Operations		
580040	Heavy Duty Pickup Truck (# 664) with Radio	\$45,000	
580040	Heavy Duty Pickup Truck (# 699) with Radio	\$90,000	
580060	Ton Roller (#696)	<u>\$40,000</u>	
Collection Operations Total			<u>\$175,000</u>
Water & Sewer Utilities Equipment Replacement Fund Total			<u><u>\$895,000</u></u>

**STORMWATER UTILITY
EQUIPMENT REPLACEMENT FUND BUDGET
FISCAL YEAR 2020-21**

			TOTAL
31044060	Stormwater Operations		
580040	Flatbed Pickup Truck (# 821) with Radio	\$100,000	
580040	Tri-Axle Dumptruck (#834) with Radio	<u>\$220,000</u>	
	Stormwater Operations Total		<u>\$320,000</u>
	Stormwater Equipment Replacement Fund Total		<u><u>\$320,000</u></u>

HOSPITALITY FUND
ANNUAL BUDGET
2020 – 2021

**HOSPITALITY FUND BUDGET
FISCAL YEAR 2020-2021**

REVENUES		AMOUNT
Hospitality Fee Revenues	400110-450010	\$4,605,000
Interest Earnings	400300-425010	<u>\$1,000</u>
TOTAL REVENUES		\$4,606,000

EXPENDITURES		
Athletic Facilities Operations	40049900-598000	\$1,370,000
Florence County Museum	40049900-598020	\$100,000
Florence Downtown Development Corporation	40049900-598030	\$54,000
Florence Downtown Economic Development Incentives	40049900-598035	\$45,000
Florence Downtown Promotions	40049900-598040	\$30,000
Radio Drive/Veterans Park Debt Service	40049900-598050	\$244,000
Tennis Center/Performing Arts Center Debt Service	40049900-598080	\$526,000
Recreation/Gymnasium Facility Debt Service	40049900-598083	\$344,000
2016 Special Obligation Bond Debt Service Appropriation	40049900-598084	\$300,000
Florence Historic District Street Lighting Operations	40049900-598085	\$30,000
Florence Center	40049900-598130	\$1,528,700
James Allen Plaza Restroom Facilities - Annual Lease Payment	40049900-598150	\$9,000
Contingency	40049900-594020	<u>\$25,300</u>
TOTAL EXPENDITURES		\$4,606,000